

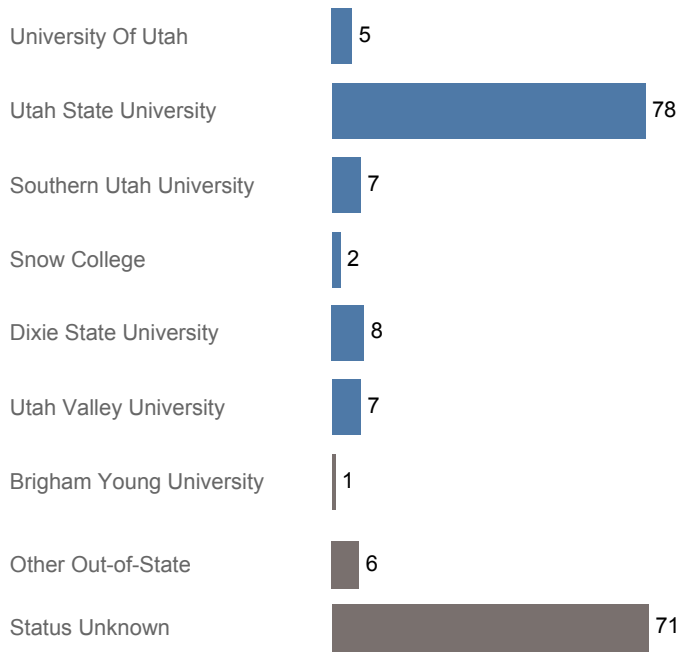


# Utah System of Higher Education (USHE) High School Feedback Report

## High School Graduating Class of 2017

### Carbon High, Carbon District

#### First Year Enrollments (2017-2018)



May include individual student enrollments at multiple institutions.

#### High School Graduates, Scholarships, and ACT

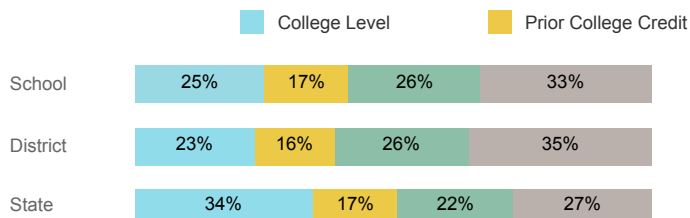
	School	District	State
Graduates	183	220	40,099
% Enrolled 1st Year	61.2%	53.6%	45.5%
Applied for Regents' Scholarship	4	4	5,522
Awarded Regents' Scholarship	4	4	3,774
Avg. ACT Composite Score	20	19	21
Took ACT Test	181	215	37,614
% ACT College Math Ready ( $\geq 22$ )	28.2%	23.7%	38.7%
% ACT College English Ready ( $\geq 18$ )	60.8%	54.0%	61.2%

#### USHE Student Information

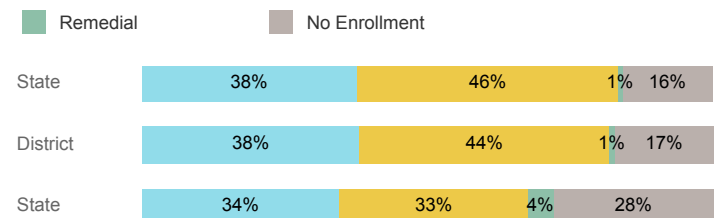
	School	District	State
Enrolled 1st Year	109	116	15,360
Avg. 1st Year GPA	2.79	2.69	2.62
% Pell Eligible	42.2%	43.1%	34.1%
% Returned Spring Semester	84.3%	84.3%	80.5%
% with 30 Credits 1st Year	36.3%	34.3%	27.6%
Avg. ACT Composite Score	20	20	22
Took ACT Test	108	115	15,180
% ACT College Math Ready ( $\geq 22$ )	30.6%	28.7%	48.1%
% ACT College English Ready ( $\geq 18$ )	69.4%	65.2%	74.7%

#### College Performance Measures for USHE Students

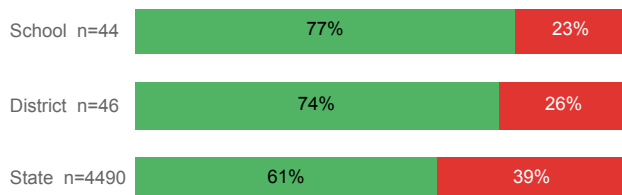
##### Students Taking Math by Highest Level Attempted



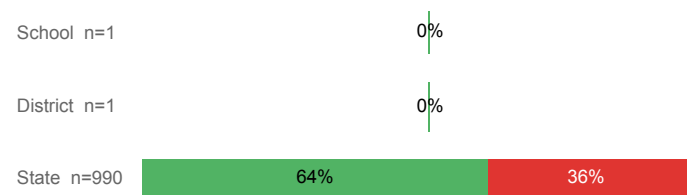
##### Students Taking English by Highest Level Attempted



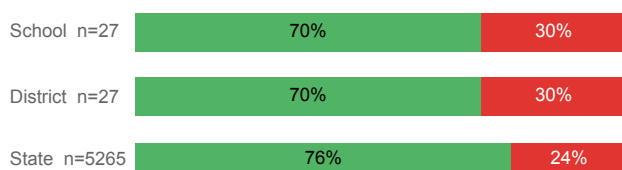
##### % Earning C or Higher in Remedial Math ( $\leq 1010$ )



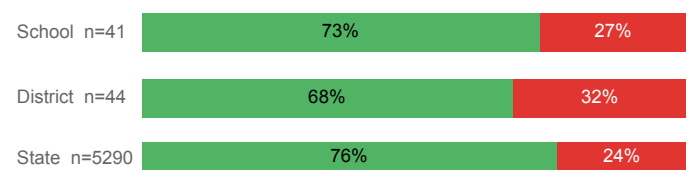
##### % Earning C or Higher in Remedial English ( $< 1000$ )



##### % Earning C or Higher in College Math ( $\geq 1030$ )



##### % Earning C or Higher in College English ( $\geq 1010$ )



For additional information regarding this report, its source data, and the reported measures, please consult the accompanying data definitions.

Prepared by Utah System of Higher Education  
highereducation.org Published Jan. 2019.