

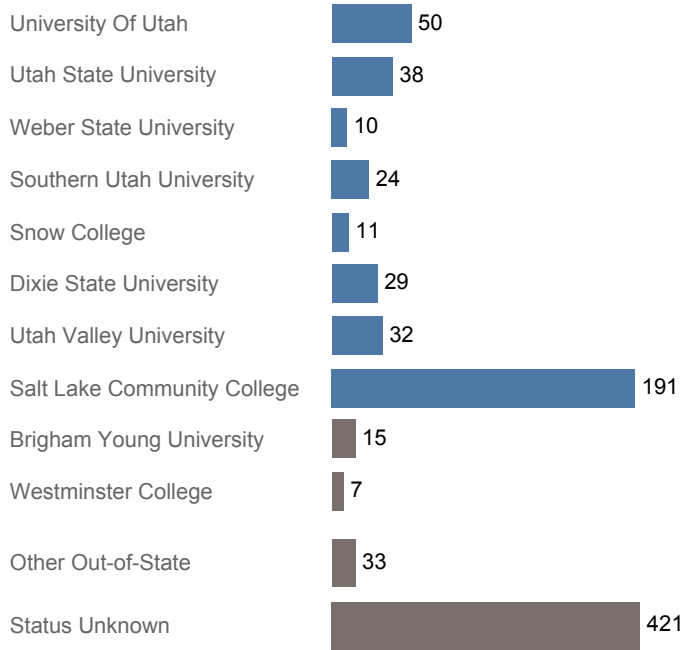


Utah System of Higher Education (USHE) High School Feedback Report

High School Graduating Class of 2017

Copper Hills High, Jordan District

First Year Enrollments (2017-2018)



May include individual student enrollments at multiple institutions.

High School Graduates, Scholarships, and ACT

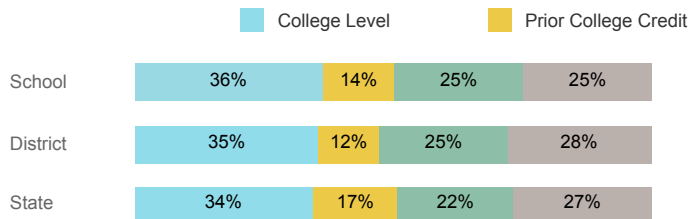
	School	District	State
Graduates	836	3,761	40,099
% Enrolled 1st Year	49.6%	47.7%	45.5%
Applied for Regents' Scholarship	112	533	5,522
Awarded Regents' Scholarship	76	351	3,774
Avg. ACT Composite Score	20	21	21
Took ACT Test	788	3,496	37,614
% ACT College Math Ready (≥ 22)	32.6%	36.7%	38.7%
% ACT College English Ready (≥ 18)	58.6%	63.8%	61.2%

USHE Student Information

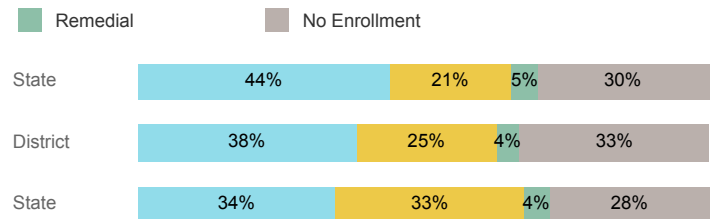
	School	District	State
Enrolled 1st Year	363	1,562	15,360
Avg. 1st Year GPA	2.71	2.66	2.62
% Pell Eligible	35.3%	28.3%	34.1%
% Returned Spring Semester	82.4%	82.1%	80.5%
% with 30 Credits 1st Year	26.3%	26.5%	27.6%
Avg. ACT Composite Score	21	22	22
Took ACT Test	360	1,538	15,180
% ACT College Math Ready (≥ 22)	36.9%	42.1%	48.1%
% ACT College English Ready (≥ 18)	66.9%	73.1%	74.7%

College Performance Measures for USHE Students

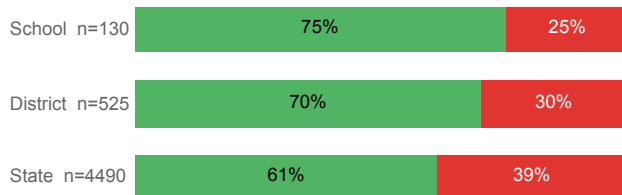
Students Taking Math by Highest Level Attempted



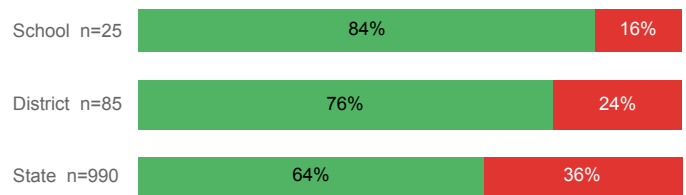
Students Taking English by Highest Level Attempted



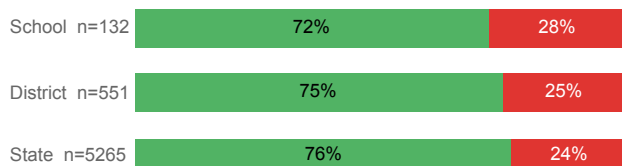
% Earning C or Higher in Remedial Math (≤ 1010)



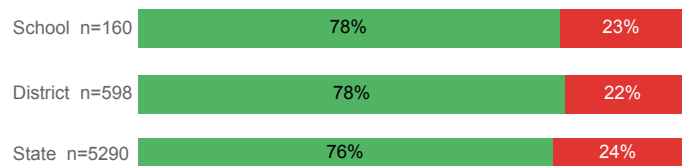
% Earning C or Higher in Remedial English (< 1000)



% Earning C or Higher in College Math (≥ 1030)



% Earning C or Higher in College English (≥ 1010)



For additional information regarding this report, its source data, and the reported measures, please consult the accompanying data definitions.

Prepared by Utah System of Higher Education
highereducat.org Published Jan. 2019.