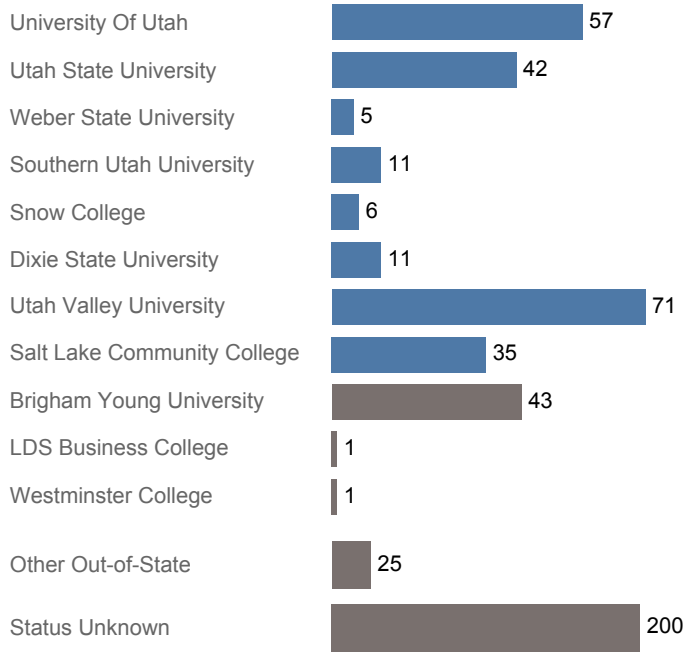




Utah System of Higher Education (USHE) High School Feedback Report High School Graduating Class of 2017 Corner Canyon High, Canyons District

First Year Enrollments (2017-2018)



May include individual student enrollments at multiple institutions.

High School Graduates, Scholarships, and ACT

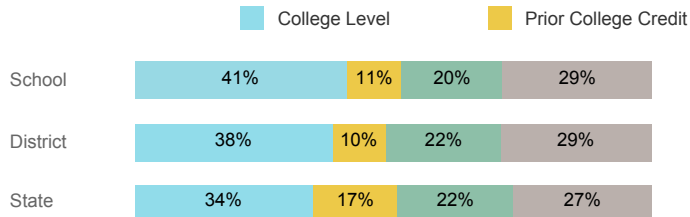
	School	District	State
Graduates	501	2,227	40,099
% Enrolled 1st Year	60.3%	53.4%	45.5%
Applied for Regents' Scholarship	129	433	5,522
Awarded Regents' Scholarship	97	288	3,774
Avg. ACT Composite Score	23	22	21
Took ACT Test	480	2,103	37,614
% ACT College Math Ready (≥ 22)	52.5%	45.1%	38.7%
% ACT College English Ready (≥ 18)	77.1%	70.9%	61.2%

USHE Student Information

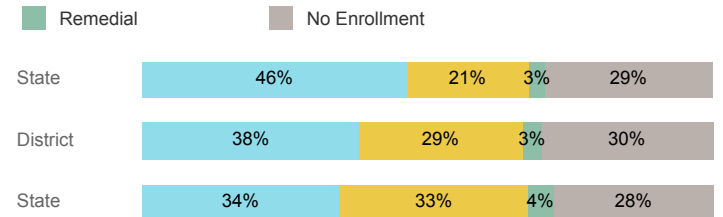
	School	District	State
Enrolled 1st Year	256	1,051	15,360
Avg. 1st Year GPA	2.72	2.64	2.62
% Pell Eligible	21.1%	31.2%	34.1%
% Returned Spring Semester	81.9%	81.0%	80.5%
% with 30 Credits 1st Year	26.3%	26.7%	27.6%
Avg. ACT Composite Score	22	22	22
Took ACT Test	256	1,037	15,180
% ACT College Math Ready (≥ 22)	49.2%	49.1%	48.1%
% ACT College English Ready (≥ 18)	80.9%	79.0%	74.7%

College Performance Measures for USHE Students

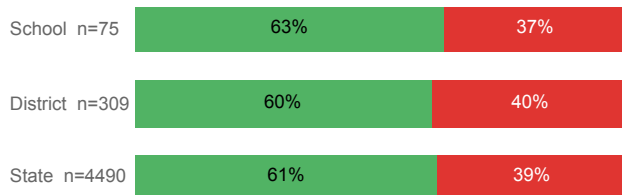
Students Taking Math by Highest Level Attempted



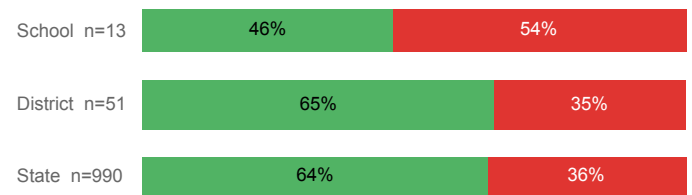
Students Taking English by Highest Level Attempted



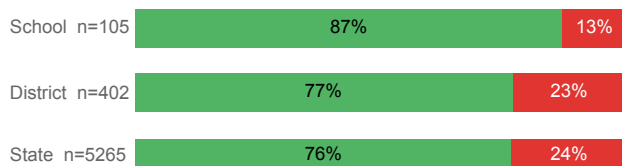
% Earning C or Higher in Remedial Math (≤ 1010)



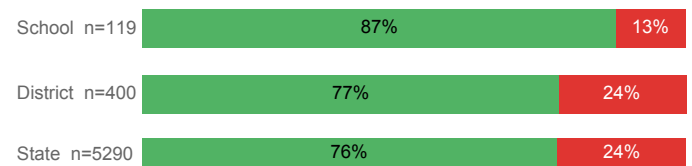
% Earning C or Higher in Remedial English (< 1000)



% Earning C or Higher in College Math (≥ 1030)



% Earning C or Higher in College English (≥ 1010)



For additional information regarding this report, its source data, and the reported measures, please consult the accompanying data definitions.

Prepared by Utah System of Higher Education
highereducat.utah.gov Published Jan. 2019.