

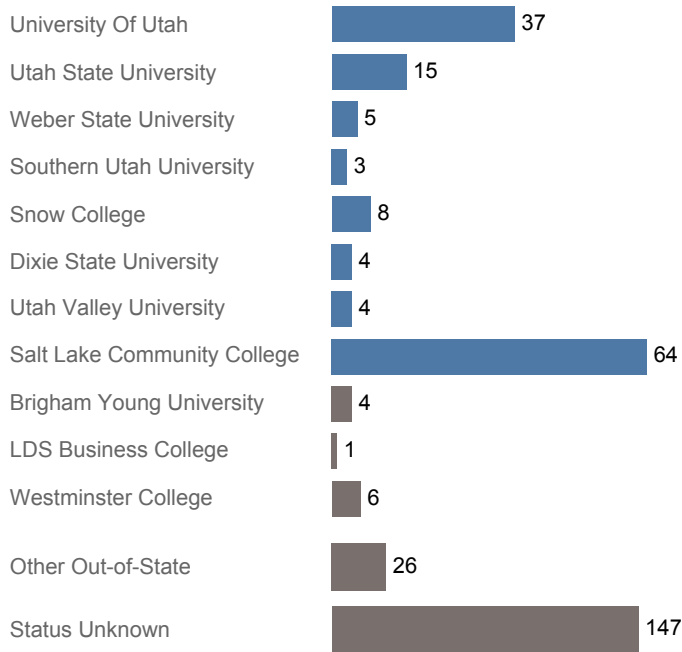


Utah System of Higher Education (USHE) High School Feedback Report

High School Graduating Class of 2017

Cottonwood High, Granite District

First Year Enrollments (2017-2018)



May include individual student enrollments at multiple institutions.

High School Graduates, Scholarships, and ACT

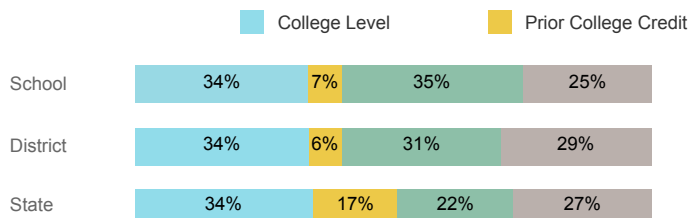
	School	District	State
Graduates	317	3,929	40,099
% Enrolled 1st Year	53.9%	46.0%	45.5%
Applied for Regents' Scholarship	57	462	5,522
Awarded Regents' Scholarship	30	257	3,774
Avg. ACT Composite Score	19	19	21
Took ACT Test	299	3,665	37,614
% ACT College Math Ready (≥ 22)	29.1%	28.5%	38.7%
% ACT College English Ready (≥ 18)	51.8%	50.8%	61.2%

USHE Student Information

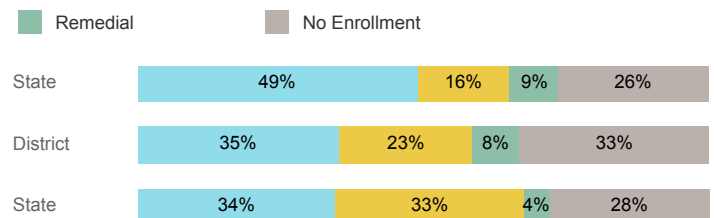
	School	District	State
Enrolled 1st Year	137	1,547	15,360
Avg. 1st Year GPA	2.44	2.41	2.62
% Pell Eligible	44.5%	44.5%	34.1%
% Returned Spring Semester	79.8%	80.2%	80.5%
% with 30 Credits 1st Year	24.8%	20.0%	27.6%
Avg. ACT Composite Score	20	21	22
Took ACT Test	136	1,512	15,180
% ACT College Math Ready (≥ 22)	33.1%	37.2%	48.1%
% ACT College English Ready (≥ 18)	64.7%	63.8%	74.7%

College Performance Measures for USHE Students

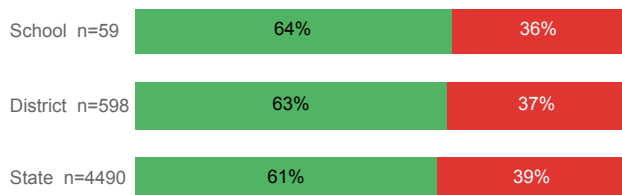
Students Taking Math by Highest Level Attempted



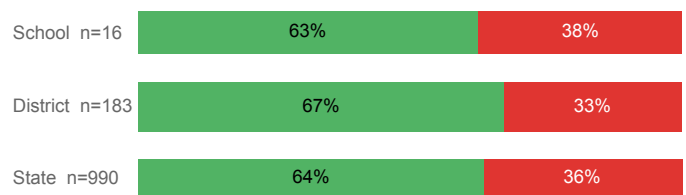
Students Taking English by Highest Level Attempted



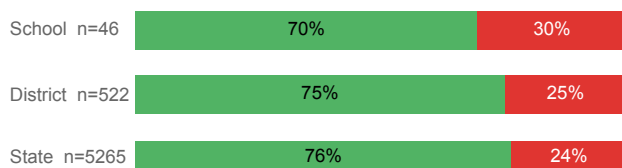
% Earning C or Higher in Remedial Math (≤ 1010)



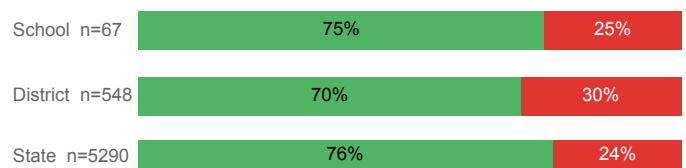
% Earning C or Higher in Remedial English (< 1000)



% Earning C or Higher in College Math (≥ 1030)



% Earning C or Higher in College English (≥ 1010)



For additional information regarding this report, its source data, and the reported measures, please consult the accompanying data definitions.

Prepared by Utah System of Higher Education
highereducation.org Published Jan. 2019.