

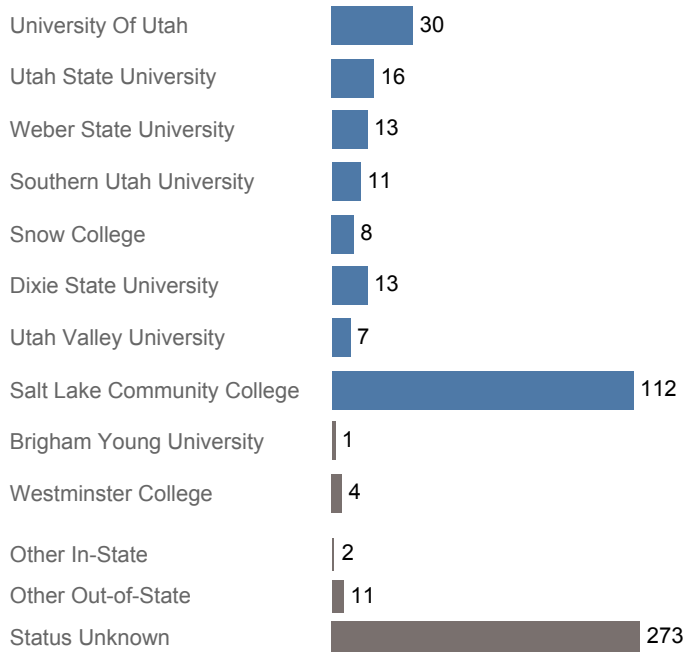


# Utah System of Higher Education (USHE) High School Feedback Report

## High School Graduating Class of 2017

### Cyprus High, Granite District

#### First Year Enrollments (2017-2018)



May include individual student enrollments at multiple institutions.

#### High School Graduates, Scholarships, and ACT

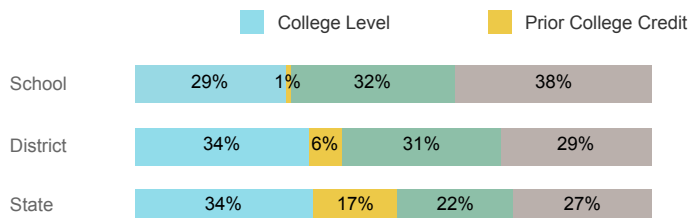
	School	District	State
Graduates	497	3,929	40,099
% Enrolled 1st Year	45.1%	46.0%	45.5%
Applied for Regents' Scholarship	40	462	5,522
Awarded Regents' Scholarship	19	257	3,774
Avg. ACT Composite Score	18	19	21
Took ACT Test	470	3,665	37,614
% ACT College Math Ready (≥ 22)	18.7%	28.5%	38.7%
% ACT College English Ready (≥ 18)	45.3%	50.8%	61.2%

#### USHE Student Information

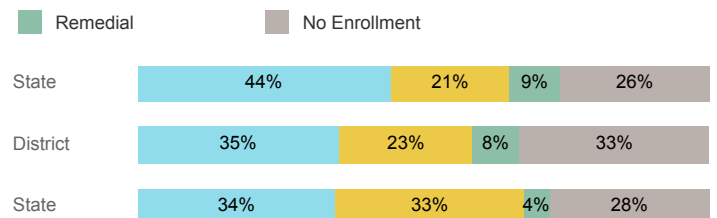
	School	District	State
Enrolled 1st Year	192	1,547	15,360
Avg. 1st Year GPA	2.27	2.41	2.62
% Pell Eligible	44.3%	44.5%	34.1%
% Returned Spring Semester	75.7%	80.2%	80.5%
% with 30 Credits 1st Year	19.2%	20.0%	27.6%
Avg. ACT Composite Score	20	21	22
Took ACT Test	191	1,512	15,180
% ACT College Math Ready (≥ 22)	30.9%	37.2%	48.1%
% ACT College English Ready (≥ 18)	60.2%	63.8%	74.7%

#### College Performance Measures for USHE Students

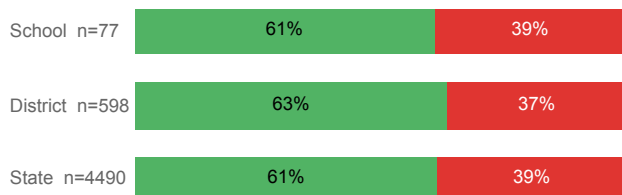
##### Students Taking Math by Highest Level Attempted



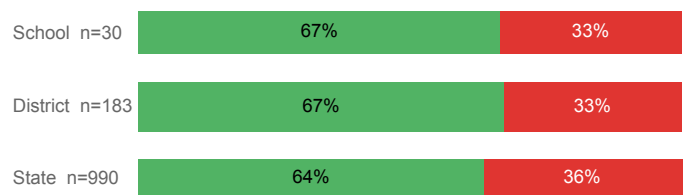
##### Students Taking English by Highest Level Attempted



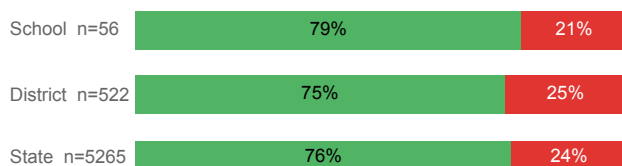
##### % Earning C or Higher in Remedial Math (≤ 1010)



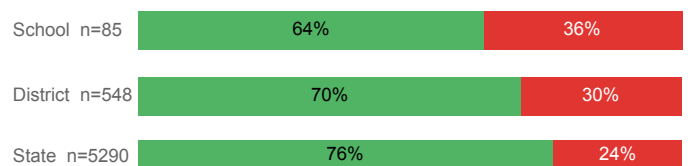
##### % Earning C or Higher in Remedial English (< 1000)



##### % Earning C or Higher in College Math (≥ 1030)



##### % Earning C or Higher in College English (≥ 1010)



For additional information regarding this report, its source data, and the reported measures, please consult the accompanying data definitions.

Prepared by Utah System of Higher Education  
highereducation.org Published Jan. 2019.