

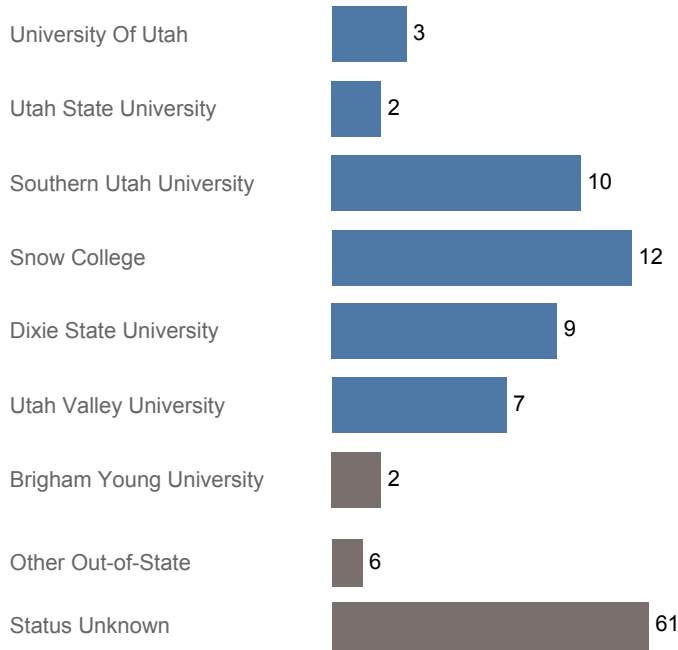


Utah System of Higher Education (USHE) High School Feedback Report

High School Graduating Class of 2017

Delta High, Millard District

First Year Enrollments (2017-2018)



May include individual student enrollments at multiple institutions.

High School Graduates, Scholarships, and ACT

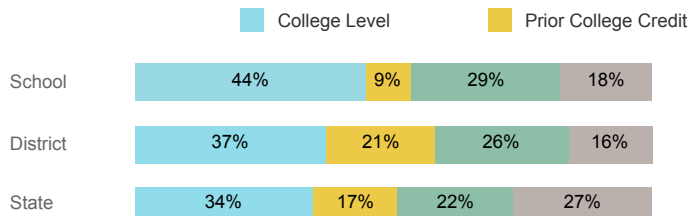
	School	District	State
Graduates	112	194	40,099
% Enrolled 1st Year	45.5%	46.4%	45.5%
Applied for Regents' Scholarship	5	5	5,522
Awarded Regents' Scholarship	4	4	3,774
Avg. ACT Composite Score	20	20	21
Took ACT Test	112	192	37,614
% ACT College Math Ready (≥ 22)	39.3%	34.9%	38.7%
% ACT College English Ready (≥ 18)	50.9%	47.9%	61.2%

USHE Student Information

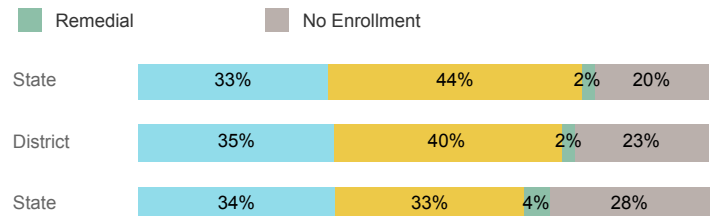
	School	District	State
Enrolled 1st Year	45	81	15,360
Avg. 1st Year GPA	2.82	2.87	2.62
% Pell Eligible	44.4%	46.9%	34.1%
% Returned Spring Semester	88.6%	87.2%	80.5%
% with 30 Credits 1st Year	43.2%	38.5%	27.6%
Avg. ACT Composite Score	21	22	22
Took ACT Test	45	81	15,180
% ACT College Math Ready (≥ 22)	44.4%	45.7%	48.1%
% ACT College English Ready (≥ 18)	64.4%	67.9%	74.7%

College Performance Measures for USHE Students

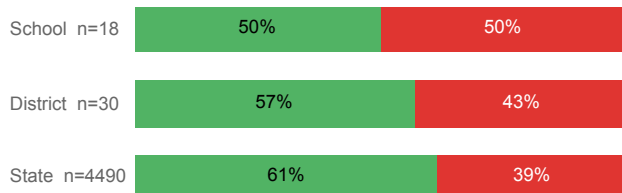
Students Taking Math by Highest Level Attempted



Students Taking English by Highest Level Attempted



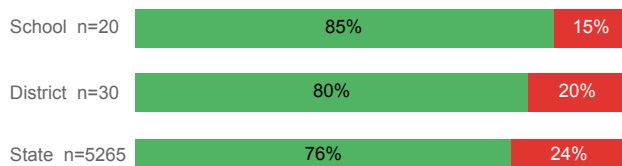
% Earning C or Higher in Remedial Math (≤ 1010)



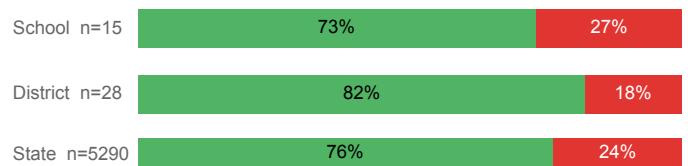
% Earning C or Higher in Remedial English (< 1000)



% Earning C or Higher in College Math (≥ 1030)



% Earning C or Higher in College English (≥ 1010)



For additional information regarding this report, its source data, and the reported measures, please consult the accompanying data definitions.

Prepared by Utah System of Higher Education
highereducation.org Published Jan. 2019.