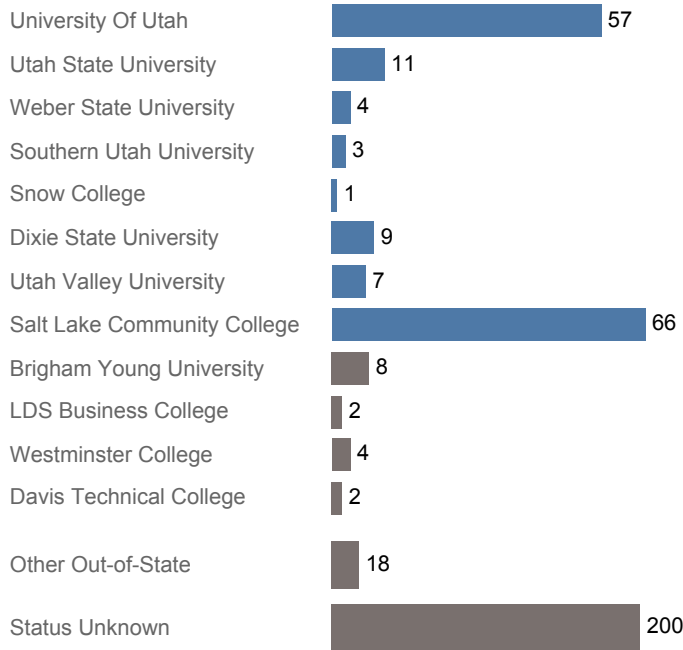




Utah System of Higher Education (USHE) High School Feedback Report High School Graduating Class of 2017 East High, Salt Lake District

First Year Enrollments (2017-2018)



May include individual student enrollments at multiple institutions.

High School Graduates, Scholarships, and ACT

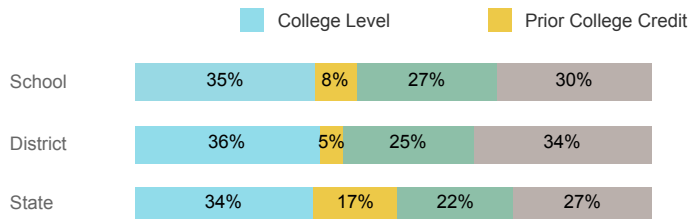
	School	District	State
Graduates	380	1,454	40,099
% Enrolled 1st Year	47.6%	47.0%	45.5%
Applied for Regents' Scholarship	55	128	5,522
Awarded Regents' Scholarship	30	67	3,774
Avg. ACT Composite Score	20	20	21
Took ACT Test	353	1,269	37,614
% ACT College Math Ready (≥ 22)	32.6%	31.0%	38.7%
% ACT College English Ready (≥ 18)	51.8%	49.3%	61.2%

USHE Student Information

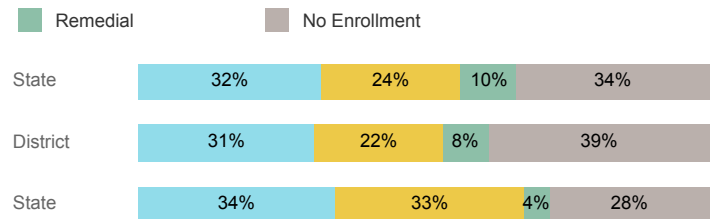
	School	District	State
Enrolled 1st Year	181	618	15,360
Avg. 1st Year GPA	2.41	2.39	2.62
% Pell Eligible	41.4%	43.9%	34.1%
% Returned Spring Semester	81.3%	81.8%	80.5%
% with 30 Credits 1st Year	19.3%	18.9%	27.6%
Avg. ACT Composite Score	21	21	22
Took ACT Test	180	589	15,180
% ACT College Math Ready (≥ 22)	37.2%	35.8%	48.1%
% ACT College English Ready (≥ 18)	61.1%	58.9%	74.7%

College Performance Measures for USHE Students

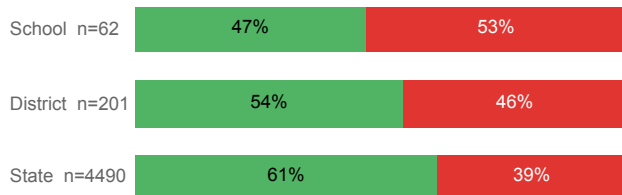
Students Taking Math by Highest Level Attempted



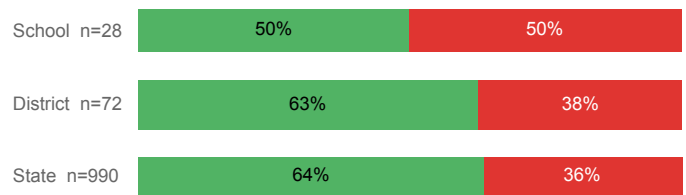
Students Taking English by Highest Level Attempted



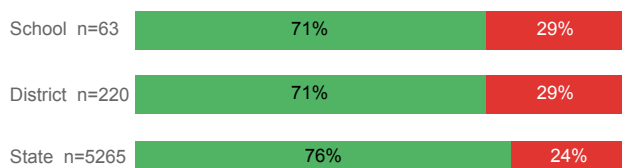
% Earning C or Higher in Remedial Math (≤ 1010)



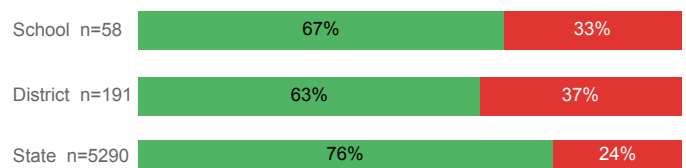
% Earning C or Higher in Remedial English (< 1000)



% Earning C or Higher in College Math (≥ 1030)



% Earning C or Higher in College English (≥ 1010)



For additional information regarding this report, its source data, and the reported measures, please consult the accompanying data definitions.

Prepared by Utah System of Higher Education
highereducat.utah.gov Published Jan. 2019.