

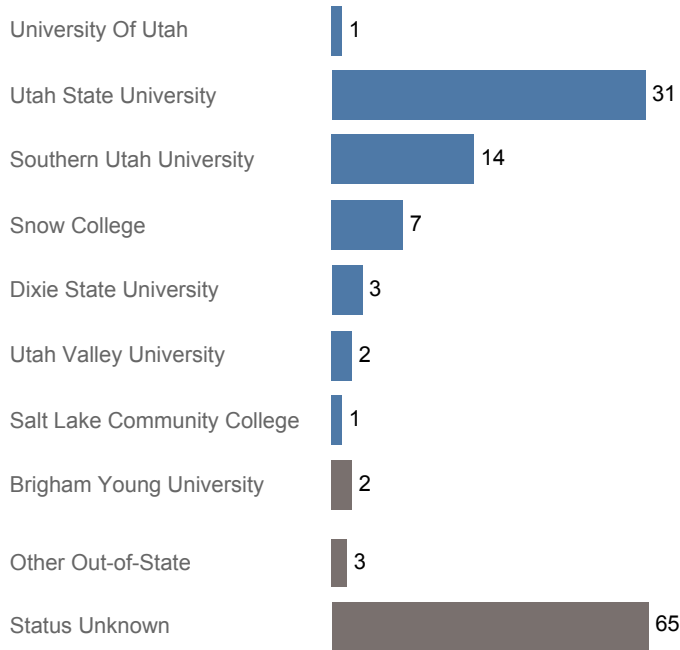


# Utah System of Higher Education (USHE) High School Feedback Report

## High School Graduating Class of 2017

### Emery High, Emery District

#### First Year Enrollments (2017-2018)



May include individual student enrollments at multiple institutions.

#### High School Graduates, Scholarships, and ACT

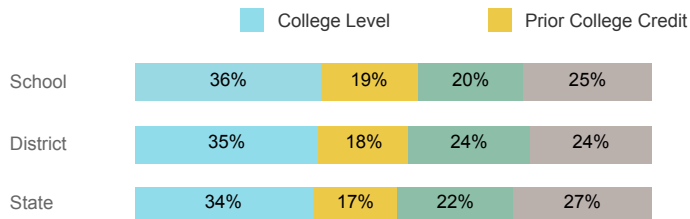
	School	District	State
Graduates	129	141	40,099
% Enrolled 1st Year	49.6%	48.9%	45.5%
Applied for Regents' Scholarship	19	19	5,522
Awarded Regents' Scholarship	14	14	3,774
Avg. ACT Composite Score	21	21	21
Took ACT Test	128	140	37,614
% ACT College Math Ready ( $\geq 22$ )	36.7%	35.7%	38.7%
% ACT College English Ready ( $\geq 18$ )	68.0%	66.4%	61.2%

#### USHE Student Information

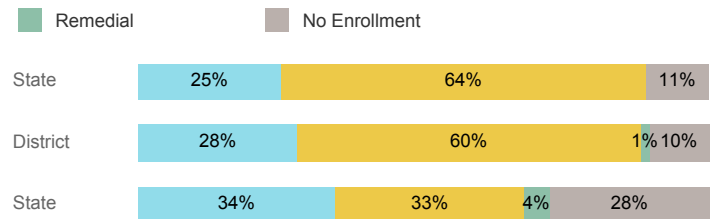
	School	District	State
Enrolled 1st Year	64	68	15,360
Avg. 1st Year GPA	2.76	2.72	2.62
% Pell Eligible	39.1%	39.7%	34.1%
% Returned Spring Semester	85.7%	84.8%	80.5%
% with 30 Credits 1st Year	30.2%	30.3%	27.6%
Avg. ACT Composite Score	22	22	22
Took ACT Test	64	68	15,180
% ACT College Math Ready ( $\geq 22$ )	46.9%	45.6%	48.1%
% ACT College English Ready ( $\geq 18$ )	81.3%	80.9%	74.7%

#### College Performance Measures for USHE Students

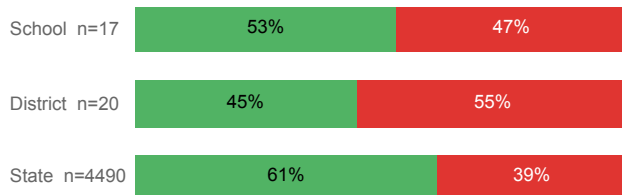
##### Students Taking Math by Highest Level Attempted



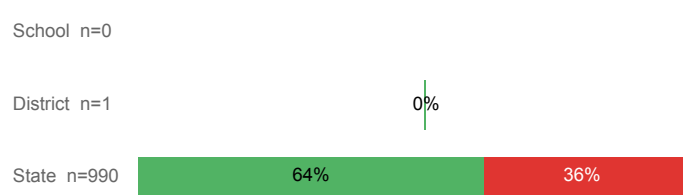
##### Students Taking English by Highest Level Attempted



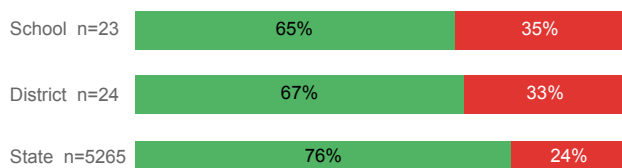
##### % Earning C or Higher in Remedial Math ( $\leq 1010$ )



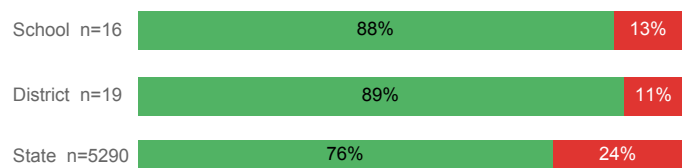
##### % Earning C or Higher in Remedial English ( $< 1000$ )



##### % Earning C or Higher in College Math ( $\geq 1030$ )



##### % Earning C or Higher in College English ( $\geq 1010$ )



For additional information regarding this report, its source data, and the reported measures, please consult the accompanying data definitions.

Prepared by Utah System of Higher Education  
highereducat.utah.gov Published Jan. 2019.