

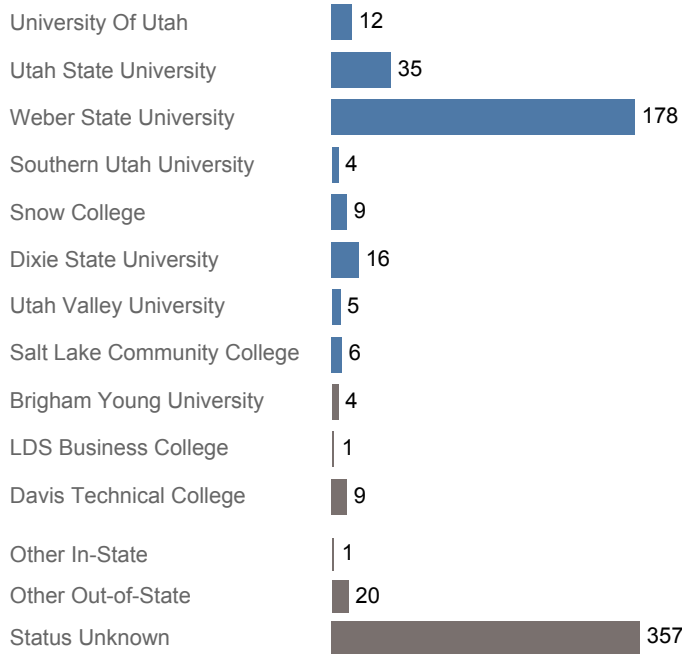


Utah System of Higher Education (USHE) High School Feedback Report

High School Graduating Class of 2017

Fremont High, Weber District

First Year Enrollments (2017-2018)



May include individual student enrollments at multiple institutions.

High School Graduates, Scholarships, and ACT

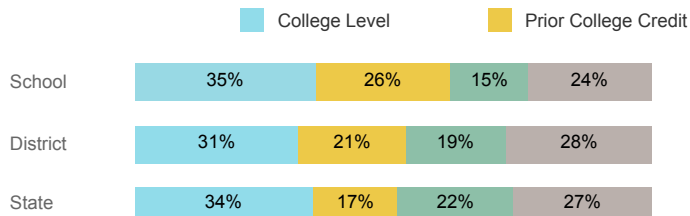
	School	District	State
Graduates	645	2,181	40,099
% Enrolled 1st Year	44.7%	42.0%	45.5%
Applied for Regents' Scholarship	68	176	5,522
Awarded Regents' Scholarship	48	125	3,774
Avg. ACT Composite Score	20	20	21
Took ACT Test	607	2,043	37,614
% ACT College Math Ready (≥ 22)	35.3%	32.3%	38.7%
% ACT College English Ready (≥ 18)	54.9%	53.9%	61.2%

USHE Student Information

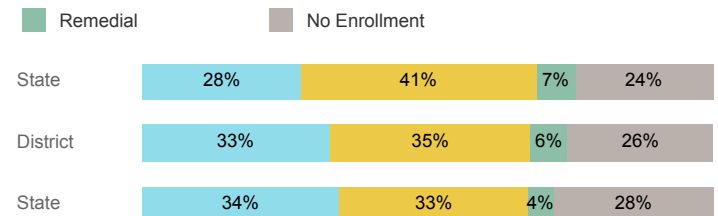
	School	District	State
Enrolled 1st Year	259	820	15,360
Avg. 1st Year GPA	2.73	2.71	2.62
% Pell Eligible	23.2%	25.7%	34.1%
% Returned Spring Semester	83.4%	83.0%	80.5%
% with 30 Credits 1st Year	27.4%	26.2%	27.6%
Avg. ACT Composite Score	22	22	22
Took ACT Test	259	812	15,180
% ACT College Math Ready (≥ 22)	44.8%	45.8%	48.1%
% ACT College English Ready (≥ 18)	71.0%	72.4%	74.7%

College Performance Measures for USHE Students

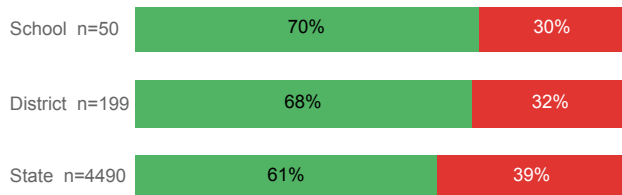
Students Taking Math by Highest Level Attempted



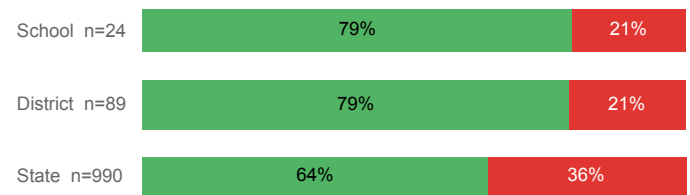
Students Taking English by Highest Level Attempted



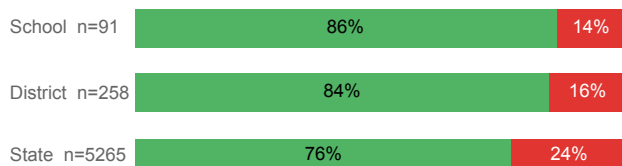
% Earning C or Higher in Remedial Math (≤ 1010)



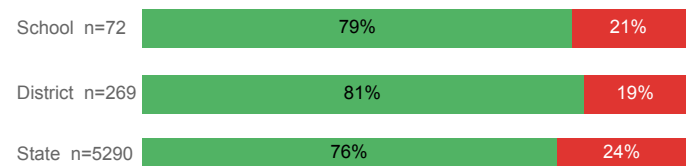
% Earning C or Higher in Remedial English (< 1000)



% Earning C or Higher in College Math (≥ 1030)



% Earning C or Higher in College English (≥ 1010)



For additional information regarding this report, its source data, and the reported measures, please consult the accompanying data definitions.

Prepared by Utah System of Higher Education
highereducat.utah.gov Published Jan. 2019.