



# Utah System of Higher Education (USHE) High School Feedback Report

## High School Graduating Class of 2017

### Granite Connection High, Granite District

#### First Year Enrollments (2017-2018)



May include individual student enrollments at multiple institutions.

#### High School Graduates, Scholarships, and ACT

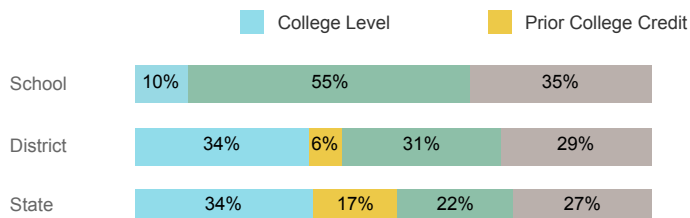
	School	District	State
Graduates	90	3,929	40,099
% Enrolled 1st Year	24.4%	46.0%	45.5%
Applied for Regents' Scholarship	0	462	5,522
Awarded Regents' Scholarship	0	257	3,774
Avg. ACT Composite Score	15	19	21
Took ACT Test	56	3,665	37,614
% ACT College Math Ready ( $\geq 22$ )	3.6%	28.5%	38.7%
% ACT College English Ready ( $\geq 18$ )	21.4%	50.8%	61.2%

#### USHE Student Information

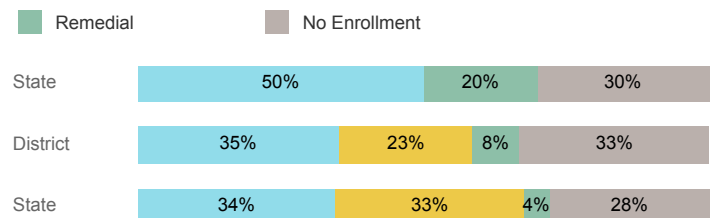
	School	District	State
Enrolled 1st Year	20	1,547	15,360
Avg. 1st Year GPA	1.94	2.41	2.62
% Pell Eligible	60.0%	44.5%	34.1%
% Returned Spring Semester	58.8%	80.2%	80.5%
% with 30 Credits 1st Year	0.0%	20.0%	27.6%
Avg. ACT Composite Score	17	21	22
Took ACT Test	14	1,512	15,180
% ACT College Math Ready ( $\geq 22$ )	14.3%	37.2%	48.1%
% ACT College English Ready ( $\geq 18$ )	42.9%	63.8%	74.7%

#### College Performance Measures for USHE Students

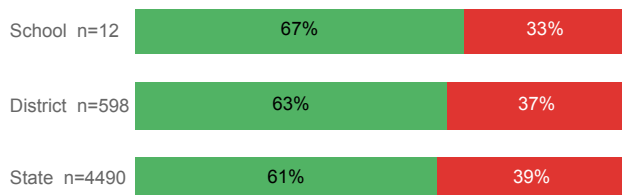
##### Students Taking Math by Highest Level Attempted



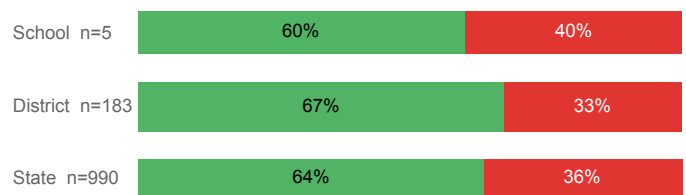
##### Students Taking English by Highest Level Attempted



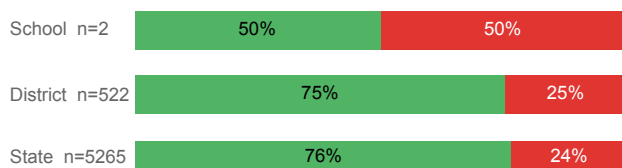
##### % Earning C or Higher in Remedial Math ( $\leq 1010$ )



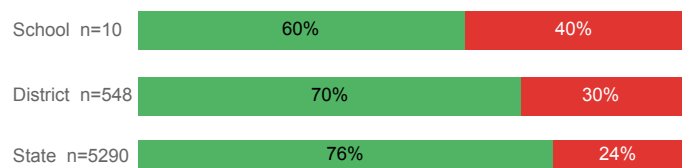
##### % Earning C or Higher in Remedial English ( $< 1000$ )



##### % Earning C or Higher in College Math ( $\geq 1030$ )



##### % Earning C or Higher in College English ( $\geq 1010$ )



For additional information regarding this report, its source data, and the reported measures, please consult the accompanying data definitions.

Prepared by Utah System of Higher Education  
higheredutah.org Published Jan. 2019.