

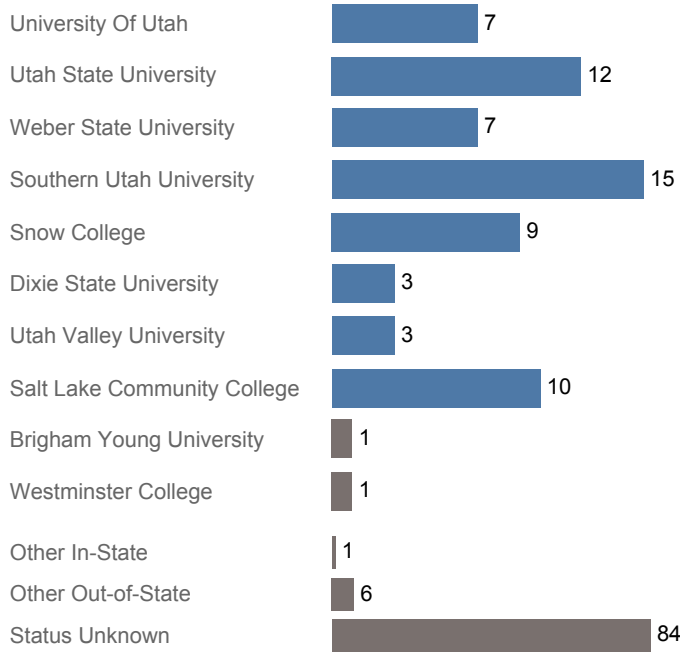


# Utah System of Higher Education (USHE) High School Feedback Report

## High School Graduating Class of 2017

### Grantsville High, Tooele District

#### First Year Enrollments (2017-2018)



May include individual student enrollments at multiple institutions.

#### High School Graduates, Scholarships, and ACT

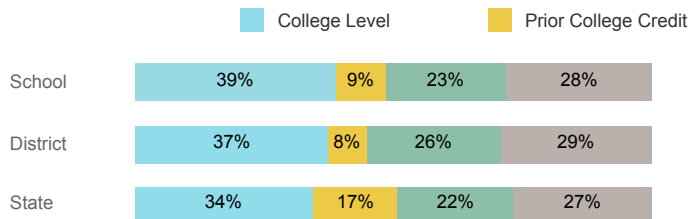
	School	District	State
Graduates	157	904	40,099
% Enrolled 1st Year	46.5%	41.5%	45.5%
Applied for Regents' Scholarship	28	161	5,522
Awarded Regents' Scholarship	19	106	3,774
Avg. ACT Composite Score	20	20	21
Took ACT Test	146	854	37,614
% ACT College Math Ready (≥ 22)	30.8%	28.3%	38.7%
% ACT College English Ready (≥ 18)	67.1%	59.4%	61.2%

#### USHE Student Information

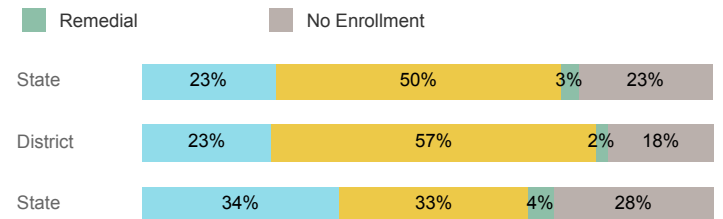
	School	District	State
Enrolled 1st Year	64	319	15,360
Avg. 1st Year GPA	2.65	2.66	2.62
% Pell Eligible	28.1%	27.3%	34.1%
% Returned Spring Semester	84.7%	80.9%	80.5%
% with 30 Credits 1st Year	37.3%	37.2%	27.6%
Avg. ACT Composite Score	22	22	22
Took ACT Test	64	319	15,180
% ACT College Math Ready (≥ 22)	43.8%	37.9%	48.1%
% ACT College English Ready (≥ 18)	84.4%	80.3%	74.7%

#### College Performance Measures for USHE Students

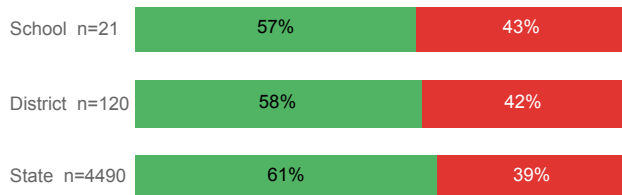
##### Students Taking Math by Highest Level Attempted



##### Students Taking English by Highest Level Attempted



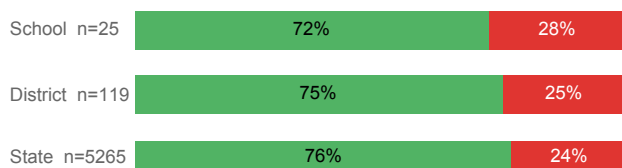
##### % Earning C or Higher in Remedial Math (≤ 1010)



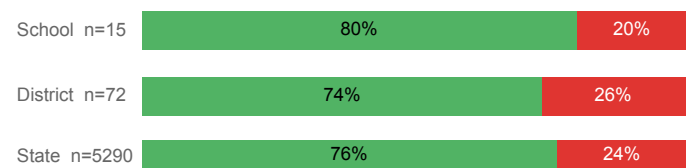
##### % Earning C or Higher in Remedial English (< 1000)



##### % Earning C or Higher in College Math (≥ 1030)



##### % Earning C or Higher in College English (≥ 1010)



For additional information regarding this report, its source data, and the reported measures, please consult the accompanying data definitions.

Prepared by Utah System of Higher Education  
highereducation.org Published Jan. 2019.