

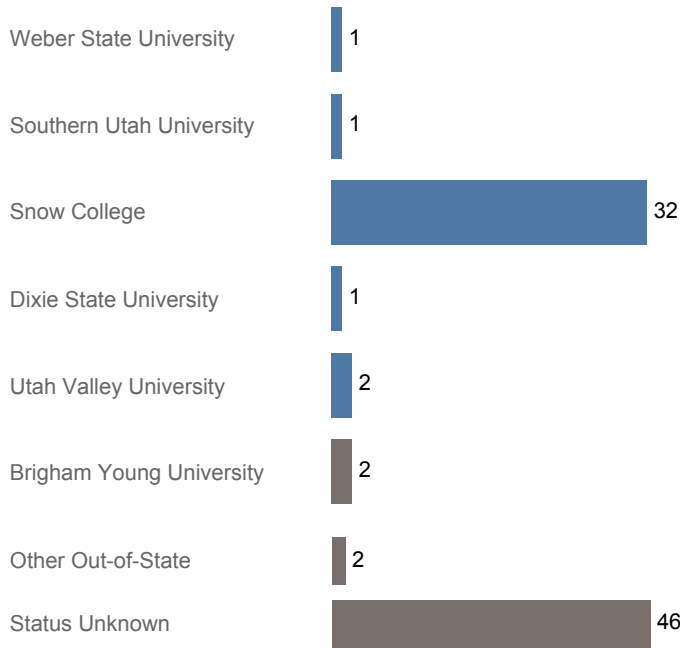


Utah System of Higher Education (USHE) High School Feedback Report

High School Graduating Class of 2017

Gunnison Valley High, South Sanpete District

First Year Enrollments (2017-2018)



May include individual student enrollments at multiple institutions.

High School Graduates, Scholarships, and ACT

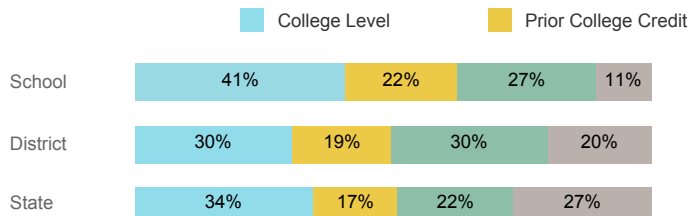
	School	District	State
Graduates	87	240	40,099
% Enrolled 1st Year	47.1%	51.7%	45.5%
Applied for Regents' Scholarship	17	42	5,522
Awarded Regents' Scholarship	11	28	3,774
Avg. ACT Composite Score	20	20	21
Took ACT Test	79	226	37,614
% ACT College Math Ready (≥ 22)	38.0%	34.5%	38.7%
% ACT College English Ready (≥ 18)	63.3%	50.4%	61.2%

USHE Student Information

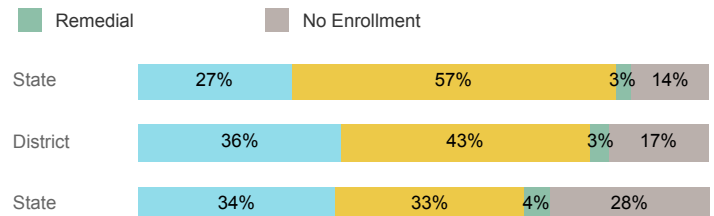
	School	District	State
Enrolled 1st Year	37	115	15,360
Avg. 1st Year GPA	2.66	2.66	2.62
% Pell Eligible	45.9%	50.4%	34.1%
% Returned Spring Semester	87.9%	76.0%	80.5%
% with 30 Credits 1st Year	36.4%	33.7%	27.6%
Avg. ACT Composite Score	21	20	22
Took ACT Test	37	115	15,180
% ACT College Math Ready (≥ 22)	43.2%	40.0%	48.1%
% ACT College English Ready (≥ 18)	75.7%	57.4%	74.7%

College Performance Measures for USHE Students

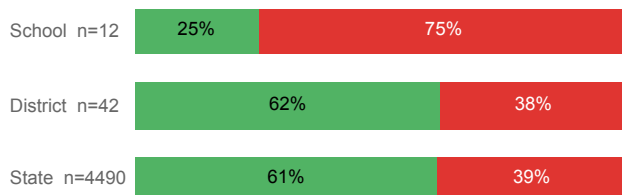
Students Taking Math by Highest Level Attempted



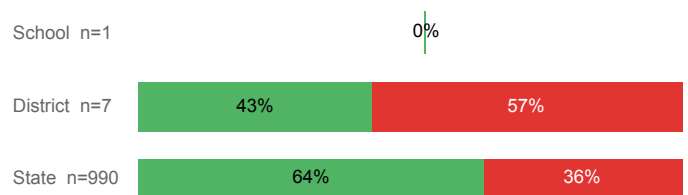
Students Taking English by Highest Level Attempted



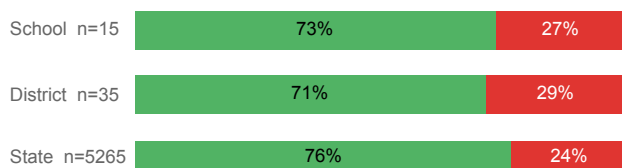
% Earning C or Higher in Remedial Math (≤ 1010)



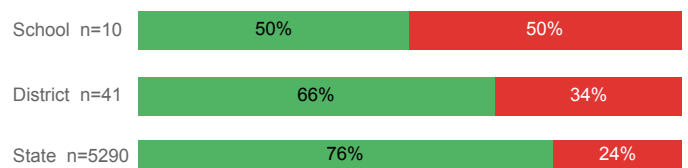
% Earning C or Higher in Remedial English (< 1000)



% Earning C or Higher in College Math (≥ 1030)



% Earning C or Higher in College English (≥ 1010)



For additional information regarding this report, its source data, and the reported measures, please consult the accompanying data definitions.

Prepared by Utah System of Higher Education
highereducation.org Published Jan. 2019.