

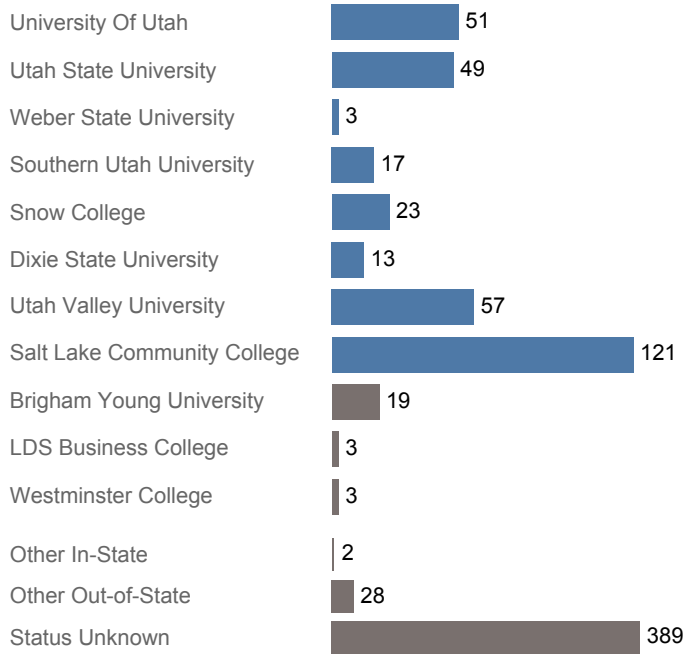


Utah System of Higher Education (USHE) High School Feedback Report

High School Graduating Class of 2017

Herriman High, Jordan District

First Year Enrollments (2017-2018)



May include individual student enrollments at multiple institutions.

High School Graduates, Scholarships, and ACT

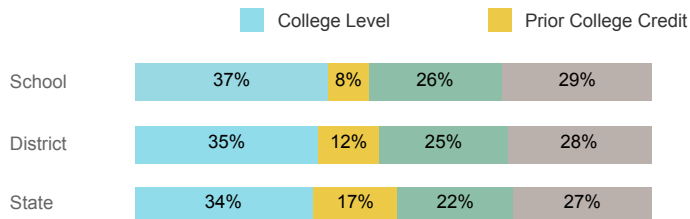
	School	District	State
Graduates	765	3,761	40,099
% Enrolled 1st Year	49.5%	47.7%	45.5%
Applied for Regents' Scholarship	130	533	5,522
Awarded Regents' Scholarship	89	351	3,774
Avg. ACT Composite Score	21	21	21
Took ACT Test	734	3,496	37,614
% ACT College Math Ready (≥ 22)	39.0%	36.7%	38.7%
% ACT College English Ready (≥ 18)	66.9%	63.8%	61.2%

USHE Student Information

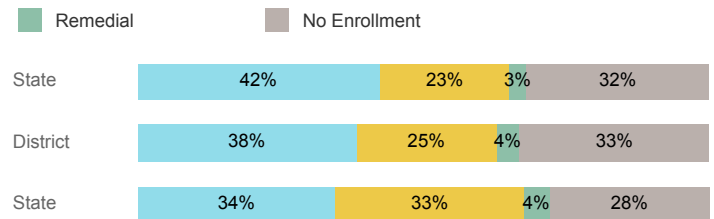
	School	District	State
Enrolled 1st Year	342	1,562	15,360
Avg. 1st Year GPA	2.63	2.66	2.62
% Pell Eligible	23.1%	28.3%	34.1%
% Returned Spring Semester	86.0%	82.1%	80.5%
% with 30 Credits 1st Year	28.8%	26.5%	27.6%
Avg. ACT Composite Score	22	22	22
Took ACT Test	335	1,538	15,180
% ACT College Math Ready (≥ 22)	42.4%	42.1%	48.1%
% ACT College English Ready (≥ 18)	76.7%	73.1%	74.7%

College Performance Measures for USHE Students

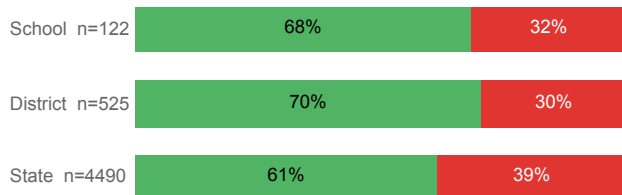
Students Taking Math by Highest Level Attempted



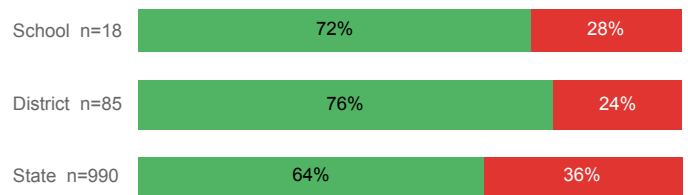
Students Taking English by Highest Level Attempted



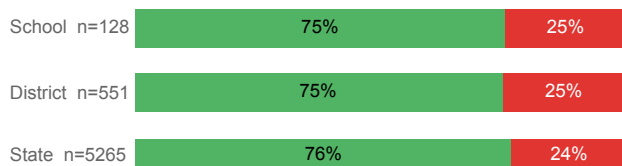
% Earning C or Higher in Remedial Math (≤ 1010)



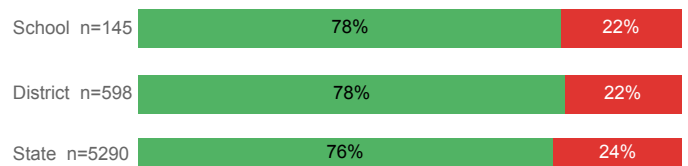
% Earning C or Higher in Remedial English (< 1000)



% Earning C or Higher in College Math (≥ 1030)



% Earning C or Higher in College English (≥ 1010)



For additional information regarding this report, its source data, and the reported measures, please consult the accompanying data definitions.

Prepared by Utah System of Higher Education
higheredutah.org Published Jan. 2019.