

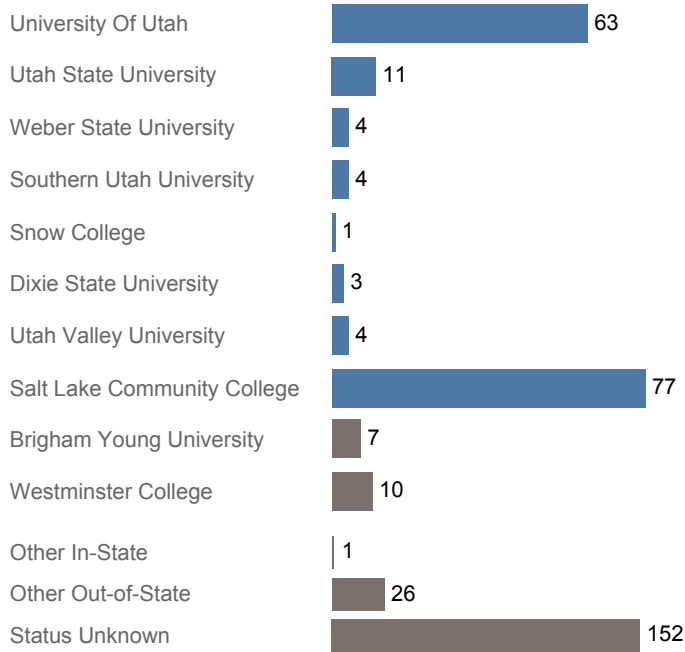


# Utah System of Higher Education (USHE) High School Feedback Report

## High School Graduating Class of 2017

### Highland High, Salt Lake District

#### First Year Enrollments (2017-2018)



May include individual student enrollments at multiple institutions.

#### High School Graduates, Scholarships, and ACT

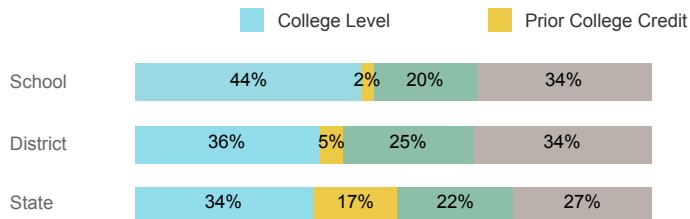
	School	District	State
Graduates	355	1,454	40,099
% Enrolled 1st Year	57.2%	47.0%	45.5%
Applied for Regents' Scholarship	52	128	5,522
Awarded Regents' Scholarship	27	67	3,774
Avg. ACT Composite Score	21	20	21
Took ACT Test	336	1,269	37,614
% ACT College Math Ready (≥ 22)	39.9%	31.0%	38.7%
% ACT College English Ready (≥ 18)	63.1%	49.3%	61.2%

#### USHE Student Information

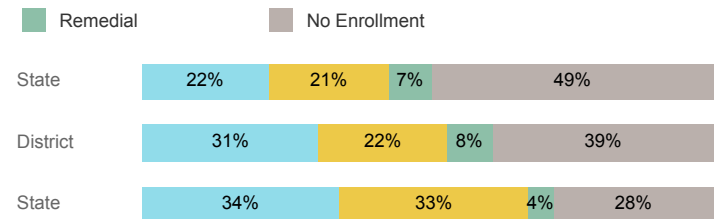
	School	District	State
Enrolled 1st Year	175	618	15,360
Avg. 1st Year GPA	2.65	2.39	2.62
% Pell Eligible	35.4%	43.9%	34.1%
% Returned Spring Semester	86.0%	81.8%	80.5%
% with 30 Credits 1st Year	24.4%	18.9%	27.6%
Avg. ACT Composite Score	23	21	22
Took ACT Test	167	589	15,180
% ACT College Math Ready (≥ 22)	45.5%	35.8%	48.1%
% ACT College English Ready (≥ 18)	74.9%	58.9%	74.7%

#### College Performance Measures for USHE Students

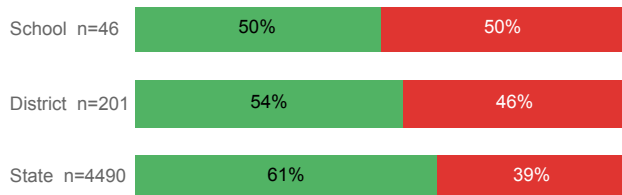
##### Students Taking Math by Highest Level Attempted



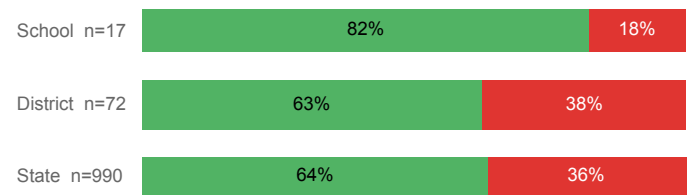
##### Students Taking English by Highest Level Attempted



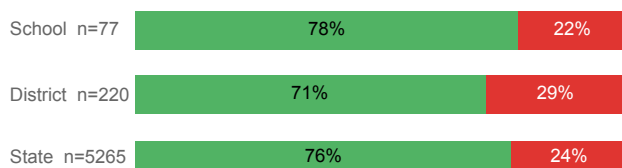
##### % Earning C or Higher in Remedial Math (≤ 1010)



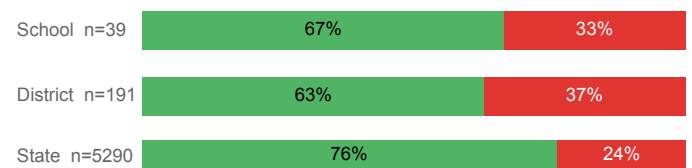
##### % Earning C or Higher in Remedial English (< 1000)



##### % Earning C or Higher in College Math (≥ 1030)



##### % Earning C or Higher in College English (≥ 1010)



For additional information regarding this report, its source data, and the reported measures, please consult the accompanying data definitions.

Prepared by Utah System of Higher Education  
higheredutah.org Published Jan. 2019.