

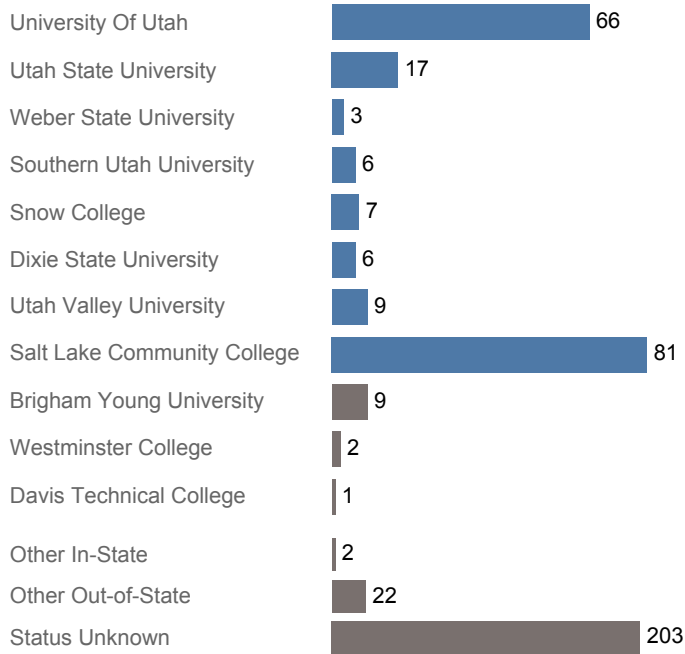


Utah System of Higher Education (USHE) High School Feedback Report

High School Graduating Class of 2017

Hillcrest High, Canyons District

First Year Enrollments (2017-2018)



May include individual student enrollments at multiple institutions.

High School Graduates, Scholarships, and ACT

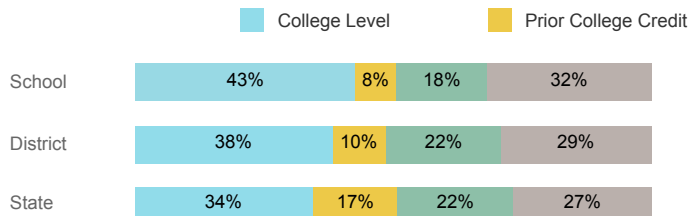
	School	District	State
Graduates	422	2,227	40,099
% Enrolled 1st Year	52.6%	53.4%	45.5%
Applied for Regents' Scholarship	59	433	5,522
Awarded Regents' Scholarship	38	288	3,774
Avg. ACT Composite Score	22	22	21
Took ACT Test	389	2,103	37,614
% ACT College Math Ready (≥ 22)	46.3%	45.1%	38.7%
% ACT College English Ready (≥ 18)	68.1%	70.9%	61.2%

USHE Student Information

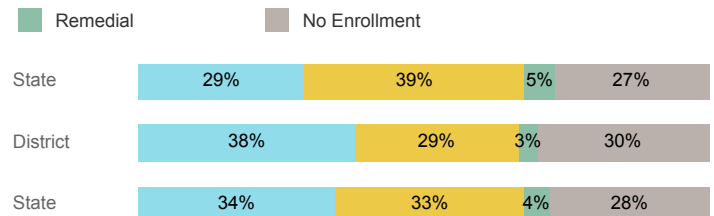
	School	District	State
Enrolled 1st Year	192	1,051	15,360
Avg. 1st Year GPA	2.78	2.64	2.62
% Pell Eligible	39.6%	31.2%	34.1%
% Returned Spring Semester	85.0%	81.0%	80.5%
% with 30 Credits 1st Year	31.1%	26.7%	27.6%
Avg. ACT Composite Score	23	22	22
Took ACT Test	186	1,037	15,180
% ACT College Math Ready (≥ 22)	55.4%	49.1%	48.1%
% ACT College English Ready (≥ 18)	77.4%	79.0%	74.7%

College Performance Measures for USHE Students

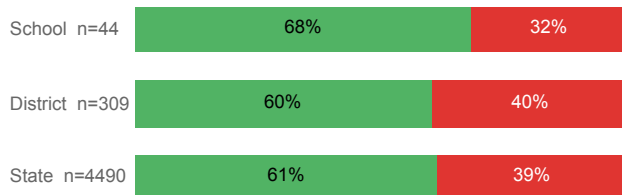
Students Taking Math by Highest Level Attempted



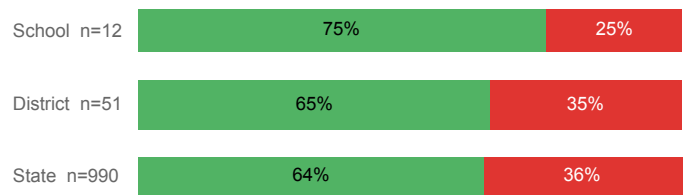
Students Taking English by Highest Level Attempted



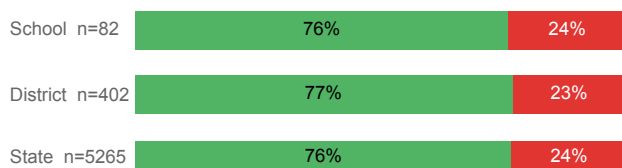
% Earning C or Higher in Remedial Math (≤ 1010)



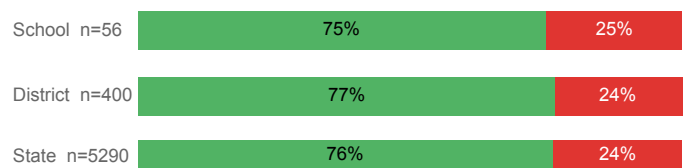
% Earning C or Higher in Remedial English (< 1000)



% Earning C or Higher in College Math (≥ 1030)



% Earning C or Higher in College English (≥ 1010)



For additional information regarding this report, its source data, and the reported measures, please consult the accompanying data definitions.

Prepared by Utah System of Higher Education
highereducat.utah.gov Published Jan. 2019.