

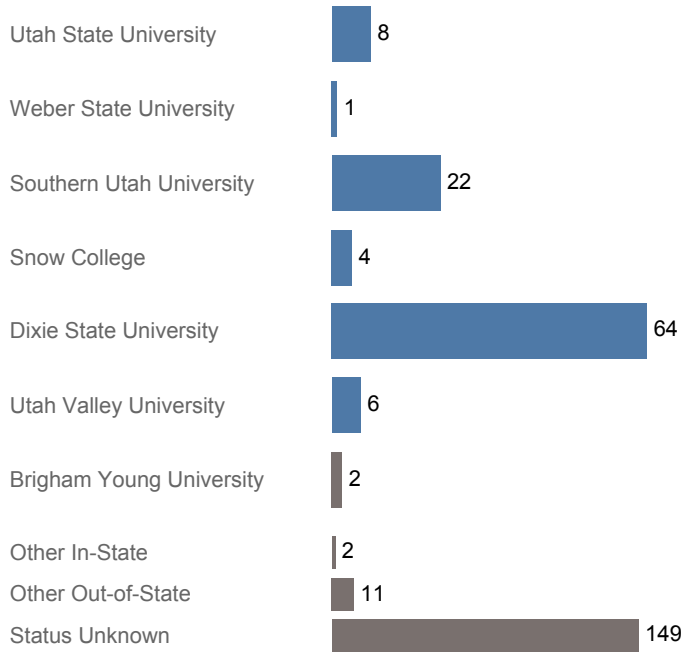


Utah System of Higher Education (USHE) High School Feedback Report

High School Graduating Class of 2017

Hurricane High, Washington District

First Year Enrollments (2017-2018)



May include individual student enrollments at multiple institutions.

High School Graduates, Scholarships, and ACT

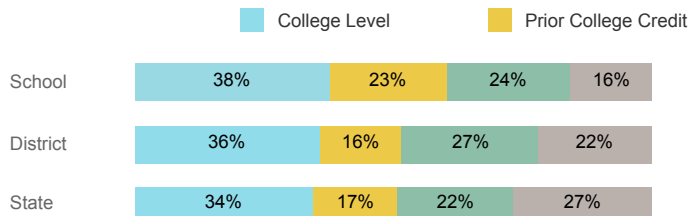
	School	District	State
Graduates	264	1,956	40,099
% Enrolled 1st Year	43.6%	44.4%	45.5%
Applied for Regents' Scholarship	49	353	5,522
Awarded Regents' Scholarship	32	237	3,774
Avg. ACT Composite Score	20	20	21
Took ACT Test	240	1,759	37,614
% ACT College Math Ready (≥ 22)	34.6%	37.2%	38.7%
% ACT College English Ready (≥ 18)	56.3%	58.8%	61.2%

USHE Student Information

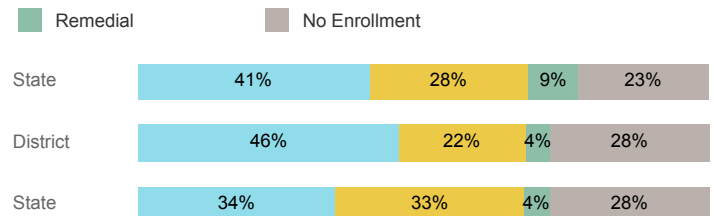
	School	District	State
Enrolled 1st Year	101	781	15,360
Avg. 1st Year GPA	2.53	2.55	2.62
% Pell Eligible	51.5%	44.0%	34.1%
% Returned Spring Semester	81.7%	79.8%	80.5%
% with 30 Credits 1st Year	38.7%	35.1%	27.6%
Avg. ACT Composite Score	21	21	22
Took ACT Test	101	769	15,180
% ACT College Math Ready (≥ 22)	41.6%	44.3%	48.1%
% ACT College English Ready (≥ 18)	65.3%	69.3%	74.7%

College Performance Measures for USHE Students

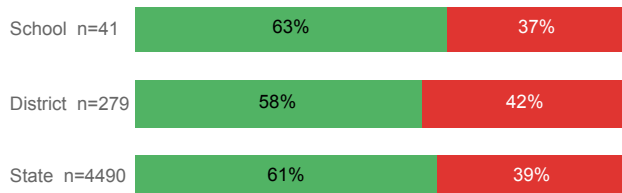
Students Taking Math by Highest Level Attempted



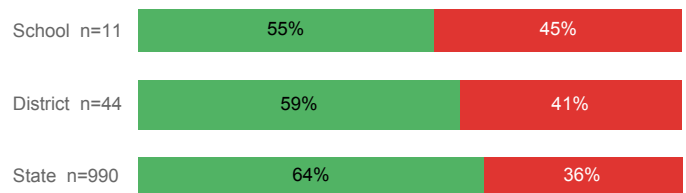
Students Taking English by Highest Level Attempted



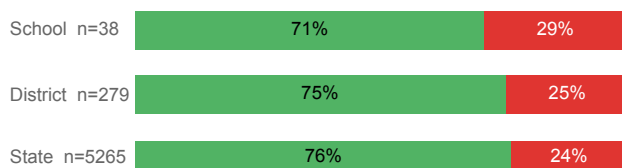
% Earning C or Higher in Remedial Math (≤ 1010)



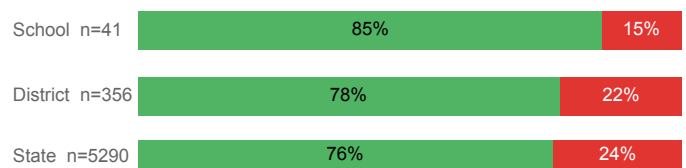
% Earning C or Higher in Remedial English (< 1000)



% Earning C or Higher in College Math (≥ 1030)



% Earning C or Higher in College English (≥ 1010)



For additional information regarding this report, its source data, and the reported measures, please consult the accompanying data definitions.

Prepared by Utah System of Higher Education
highereducutah.org Published Jan. 2019.