

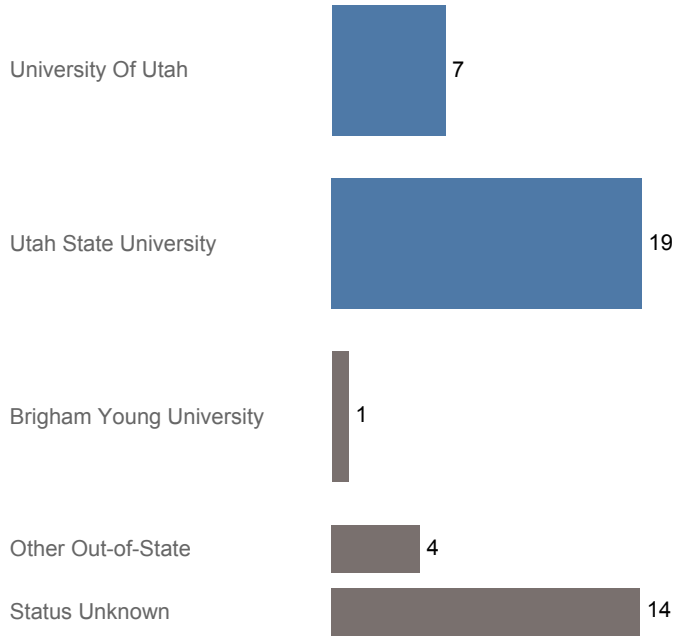


# Utah System of Higher Education (USHE) High School Feedback Report

## High School Graduating Class of 2017

### Intech Collegiate High School, Charter District

#### First Year Enrollments (2017-2018)



May include individual student enrollments at multiple institutions.

#### High School Graduates, Scholarships, and ACT

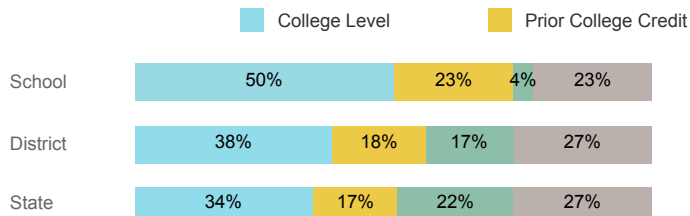
	School	District	State
Graduates	45	2,554	40,099
% Enrolled 1st Year	68.9%	47.2%	45.5%
Applied for Regents' Scholarship	4	136	5,522
Awarded Regents' Scholarship	3	73	3,774
Avg. ACT Composite Score	27	22	21
Took ACT Test	45	2,301	37,614
% ACT College Math Ready ( $\geq 22$ )	75.6%	43.9%	38.7%
% ACT College English Ready ( $\geq 18$ )	93.3%	68.7%	61.2%

#### USHE Student Information

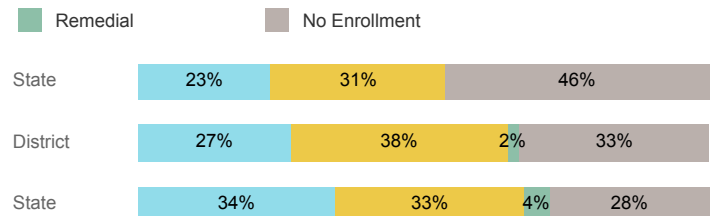
	School	District	State
Enrolled 1st Year	26	1,003	15,360
Avg. 1st Year GPA	2.75	2.52	2.62
% Pell Eligible	38.5%	39.1%	34.1%
% Returned Spring Semester	84.0%	81.0%	80.5%
% with 30 Credits 1st Year	40.0%	25.8%	27.6%
Avg. ACT Composite Score	28	23	22
Took ACT Test	26	982	15,180
% ACT College Math Ready ( $\geq 22$ )	84.6%	54.5%	48.1%
% ACT College English Ready ( $\geq 18$ )	96.2%	80.5%	74.7%

#### College Performance Measures for USHE Students

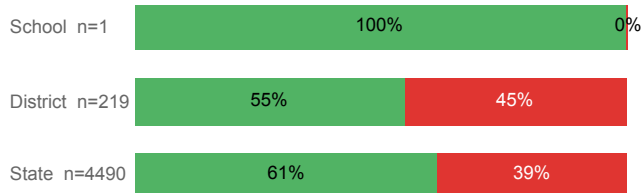
##### Students Taking Math by Highest Level Attempted



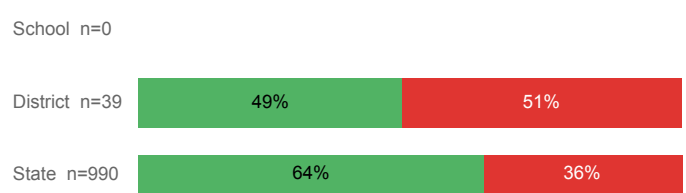
##### Students Taking English by Highest Level Attempted



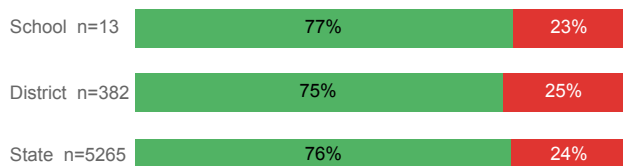
##### % Earning C or Higher in Remedial Math ( $\leq 1010$ )



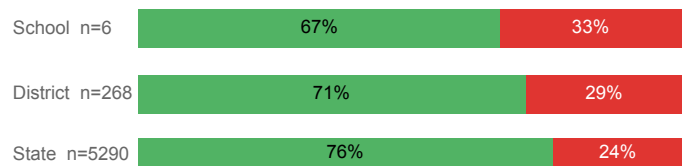
##### % Earning C or Higher in Remedial English ( $< 1000$ )



##### % Earning C or Higher in College Math ( $\geq 1030$ )



##### % Earning C or Higher in College English ( $\geq 1010$ )



For additional information regarding this report, its source data, and the reported measures, please consult the accompanying data definitions.

Prepared by Utah System of Higher Education  
highereducat.utah.gov Published Jan. 2019.