

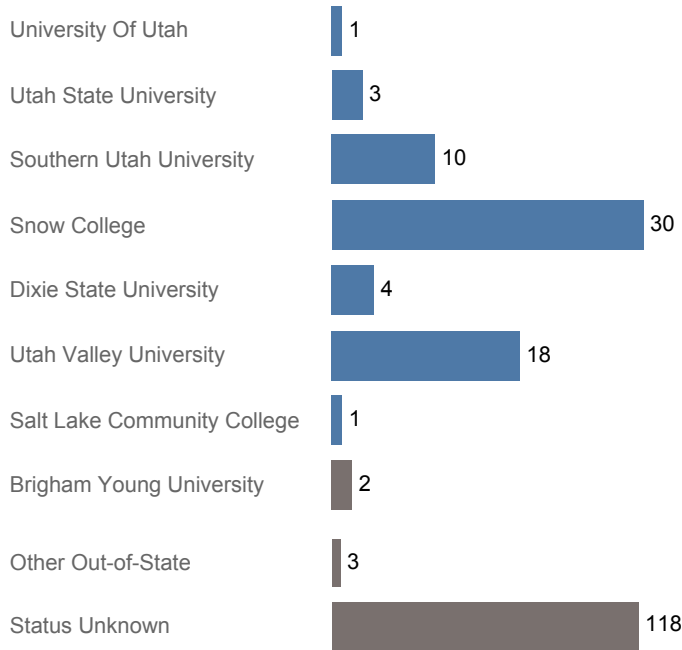


Utah System of Higher Education (USHE) High School Feedback Report

High School Graduating Class of 2017

Juab High, Juab District

First Year Enrollments (2017-2018)



May include individual student enrollments at multiple institutions.

High School Graduates, Scholarships, and ACT

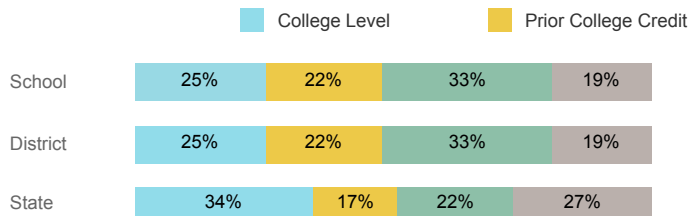
	School	District	State
Graduates	187	187	40,099
% Enrolled 1st Year	36.9%	36.9%	45.5%
Applied for Regents' Scholarship	7	7	5,522
Awarded Regents' Scholarship	5	5	3,774
Avg. ACT Composite Score	19	19	21
Took ACT Test	177	177	37,614
% ACT College Math Ready (≥ 22)	27.7%	27.7%	38.7%
% ACT College English Ready (≥ 18)	51.4%	51.4%	61.2%

USHE Student Information

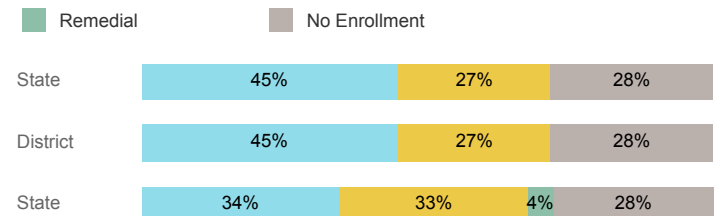
	School	District	State
Enrolled 1st Year	67	67	15,360
Avg. 1st Year GPA	2.38	2.38	2.62
% Pell Eligible	38.8%	38.8%	34.1%
% Returned Spring Semester	77.6%	77.6%	80.5%
% with 30 Credits 1st Year	15.5%	15.5%	27.6%
Avg. ACT Composite Score	20	20	22
Took ACT Test	67	67	15,180
% ACT College Math Ready (≥ 22)	40.3%	40.3%	48.1%
% ACT College English Ready (≥ 18)	65.7%	65.7%	74.7%

College Performance Measures for USHE Students

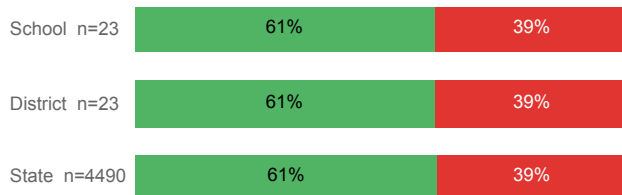
Students Taking Math by Highest Level Attempted



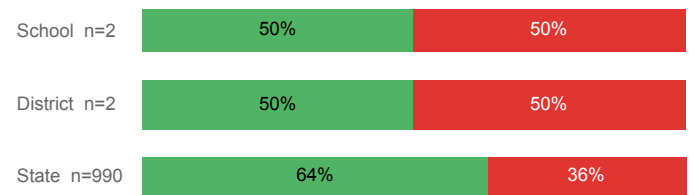
Students Taking English by Highest Level Attempted



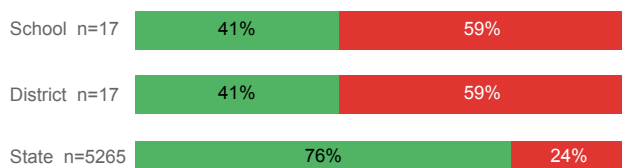
% Earning C or Higher in Remedial Math (≤ 1010)



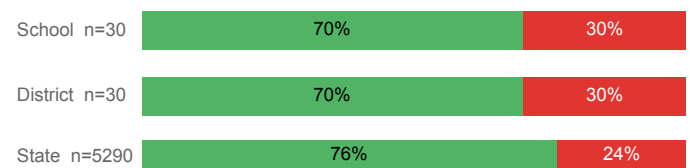
% Earning C or Higher in Remedial English (< 1000)



% Earning C or Higher in College Math (≥ 1030)



% Earning C or Higher in College English (≥ 1010)



For additional information regarding this report, its source data, and the reported measures, please consult the accompanying data definitions.

Prepared by Utah System of Higher Education
highereducation.org Published Jan. 2019.