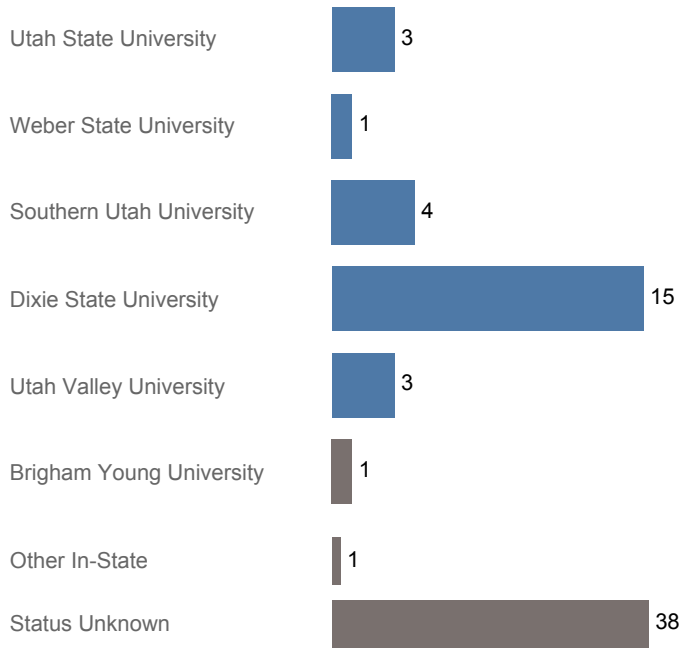




Utah System of Higher Education (USHE) High School Feedback Report High School Graduating Class of 2017 Kanab High, Kane District

First Year Enrollments (2017-2018)



May include individual student enrollments at multiple institutions.

High School Graduates, Scholarships, and ACT

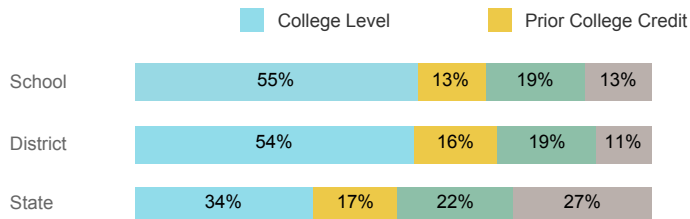
	School	District	State
Graduates	65	87	40,099
% Enrolled 1st Year	41.5%	41.4%	45.5%
Applied for Regents' Scholarship	3	3	5,522
Awarded Regents' Scholarship	2	2	3,774
Avg. ACT Composite Score	21	21	21
Took ACT Test	61	83	37,614
% ACT College Math Ready (≥ 22)	54.1%	53.0%	38.7%
% ACT College English Ready (≥ 18)	63.9%	63.9%	61.2%

USHE Student Information

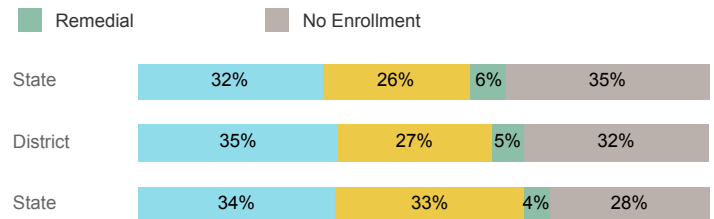
	School	District	State
Enrolled 1st Year	31	37	15,360
Avg. 1st Year GPA	2.68	2.63	2.62
% Pell Eligible	35.5%	37.8%	34.1%
% Returned Spring Semester	71.4%	76.5%	80.5%
% with 30 Credits 1st Year	39.3%	41.2%	27.6%
Avg. ACT Composite Score	22	22	22
Took ACT Test	31	37	15,180
% ACT College Math Ready (≥ 22)	71.0%	70.3%	48.1%
% ACT College English Ready (≥ 18)	77.4%	78.4%	74.7%

College Performance Measures for USHE Students

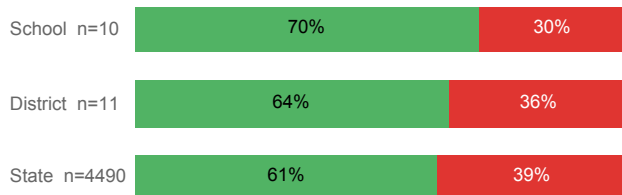
Students Taking Math by Highest Level Attempted



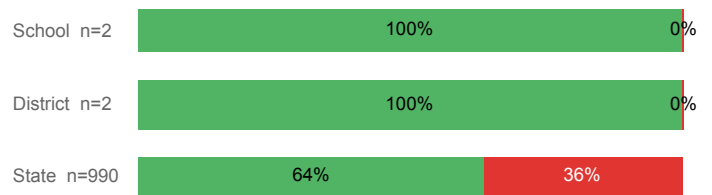
Students Taking English by Highest Level Attempted



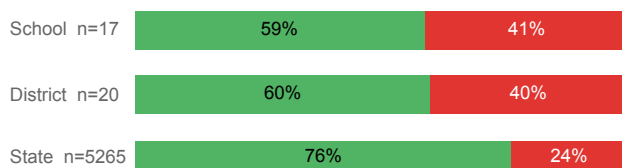
% Earning C or Higher in Remedial Math (≤ 1010)



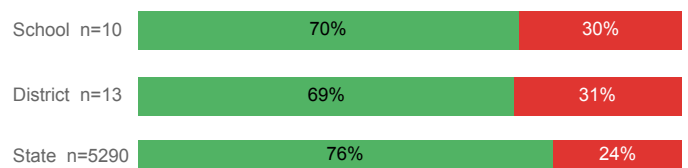
% Earning C or Higher in Remedial English (< 1000)



% Earning C or Higher in College Math (≥ 1030)



% Earning C or Higher in College English (≥ 1010)



For additional information regarding this report, its source data, and the reported measures, please consult the accompanying data definitions.

Prepared by Utah System of Higher Education
highereducation.org Published Jan. 2019.