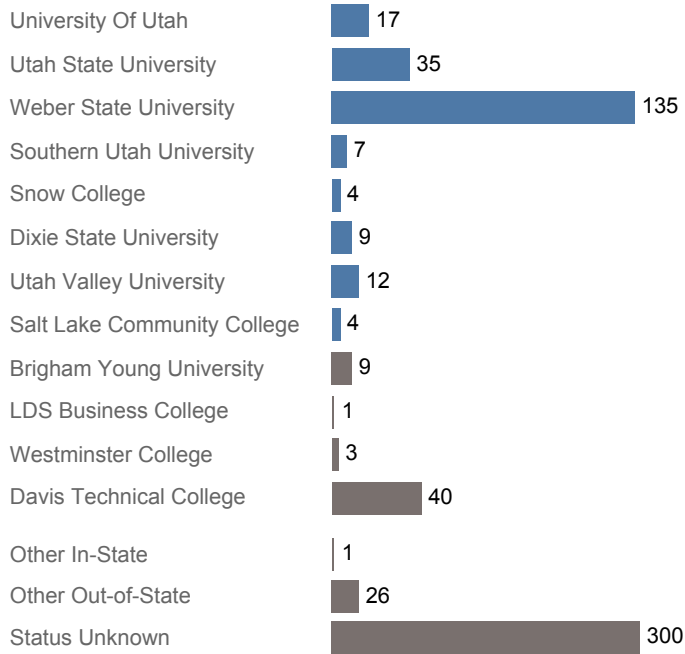




# Utah System of Higher Education (USHE) High School Feedback Report High School Graduating Class of 2017 Layton High, Davis District

## First Year Enrollments (2017-2018)



May include individual student enrollments at multiple institutions.

## High School Graduates, Scholarships, and ACT

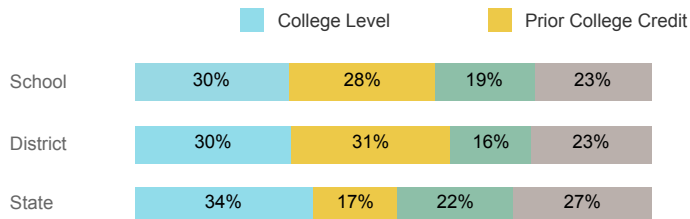
	School	District	State
Graduates	580	4,719	40,099
% Enrolled 1st Year	48.8%	49.1%	45.5%
Applied for Regents' Scholarship	59	681	5,522
Awarded Regents' Scholarship	42	515	3,774
Avg. ACT Composite Score	21	22	21
Took ACT Test	554	4,500	37,614
% ACT College Math Ready (≥ 22)	42.4%	46.8%	38.7%
% ACT College English Ready (≥ 18)	64.4%	68.4%	61.2%

## USHE Student Information

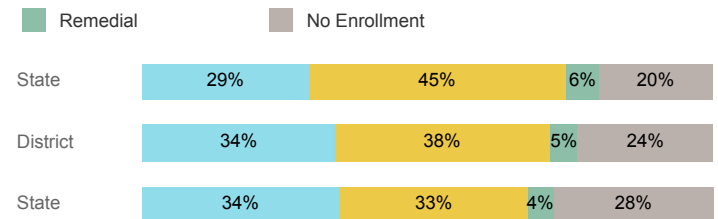
	School	District	State
Enrolled 1st Year	221	1,841	15,360
Avg. 1st Year GPA	2.79	2.77	2.62
% Pell Eligible	27.6%	24.1%	34.1%
% Returned Spring Semester	83.1%	82.5%	80.5%
% with 30 Credits 1st Year	27.2%	28.6%	27.6%
Avg. ACT Composite Score	22	23	22
Took ACT Test	218	1,832	15,180
% ACT College Math Ready (≥ 22)	53.2%	54.6%	48.1%
% ACT College English Ready (≥ 18)	77.1%	79.4%	74.7%

## College Performance Measures for USHE Students

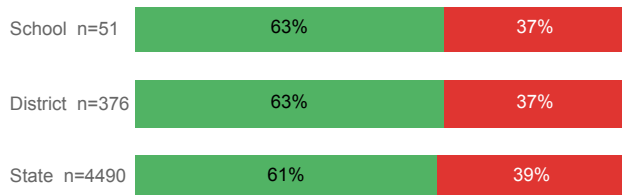
### Students Taking Math by Highest Level Attempted



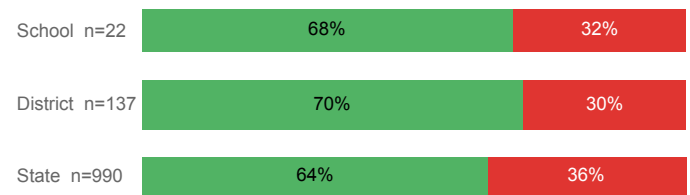
### Students Taking English by Highest Level Attempted



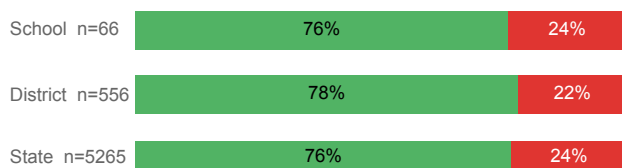
### % Earning C or Higher in Remedial Math (≤ 1010)



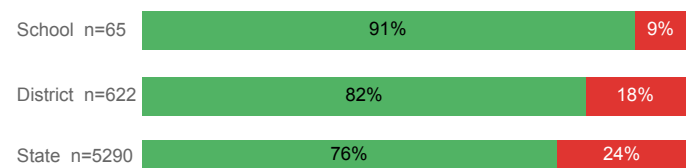
### % Earning C or Higher in Remedial English (< 1000)



### % Earning C or Higher in College Math (≥ 1030)



### % Earning C or Higher in College English (≥ 1010)



For additional information regarding this report, its source data, and the reported measures, please consult the accompanying data definitions.

Prepared by Utah System of Higher Education  
higheredutah.org Published Jan. 2019.