

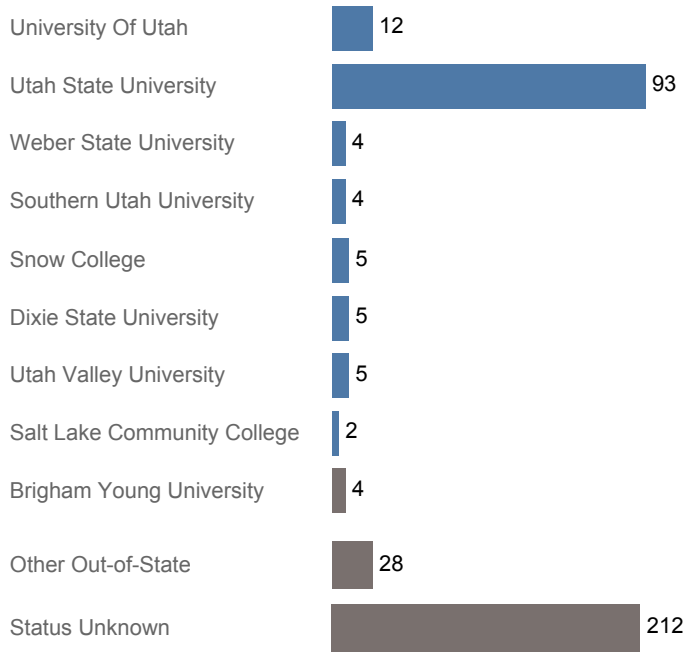


Utah System of Higher Education (USHE) High School Feedback Report

High School Graduating Class of 2017

Logan High, Logan City District

First Year Enrollments (2017-2018)



May include individual student enrollments at multiple institutions.

High School Graduates, Scholarships, and ACT

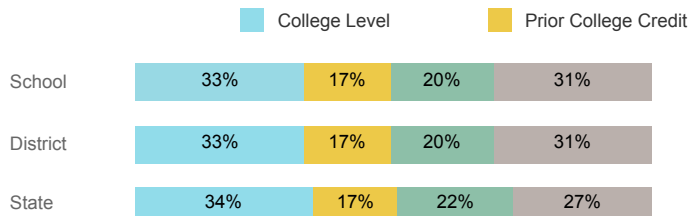
	School	District	State
Graduates	372	372	40,099
% Enrolled 1st Year	43.0%	43.0%	45.5%
Applied for Regents' Scholarship	57	57	5,522
Awarded Regents' Scholarship	35	35	3,774
Avg. ACT Composite Score	20	20	21
Took ACT Test	353	353	37,614
% ACT College Math Ready (≥ 22)	38.2%	38.2%	38.7%
% ACT College English Ready (≥ 18)	54.1%	54.1%	61.2%

USHE Student Information

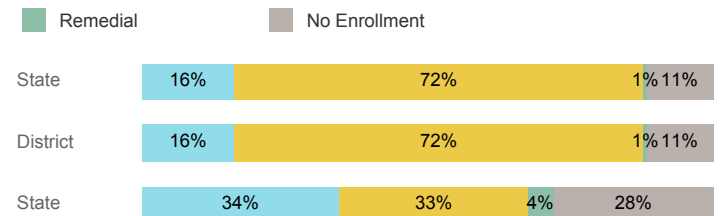
	School	District	State
Enrolled 1st Year	131	131	15,360
Avg. 1st Year GPA	2.84	2.84	2.62
% Pell Eligible	47.3%	47.3%	34.1%
% Returned Spring Semester	90.2%	90.2%	80.5%
% with 30 Credits 1st Year	38.2%	38.2%	27.6%
Avg. ACT Composite Score	22	22	22
Took ACT Test	131	131	15,180
% ACT College Math Ready (≥ 22)	55.0%	55.0%	48.1%
% ACT College English Ready (≥ 18)	71.0%	71.0%	74.7%

College Performance Measures for USHE Students

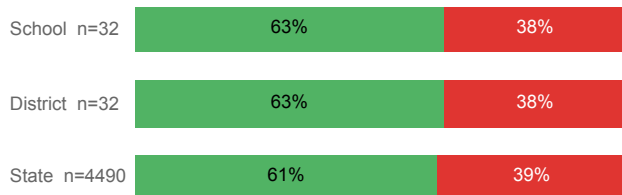
Students Taking Math by Highest Level Attempted



Students Taking English by Highest Level Attempted



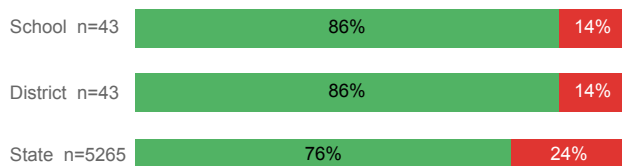
% Earning C or Higher in Remedial Math (≤ 1010)



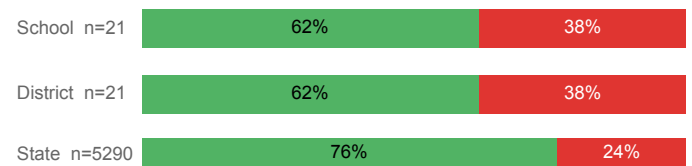
% Earning C or Higher in Remedial English (< 1000)



% Earning C or Higher in College Math (≥ 1030)



% Earning C or Higher in College English (≥ 1010)



For additional information regarding this report, its source data, and the reported measures, please consult the accompanying data definitions.

Prepared by Utah System of Higher Education
highereducat.org Published Jan. 2019.