

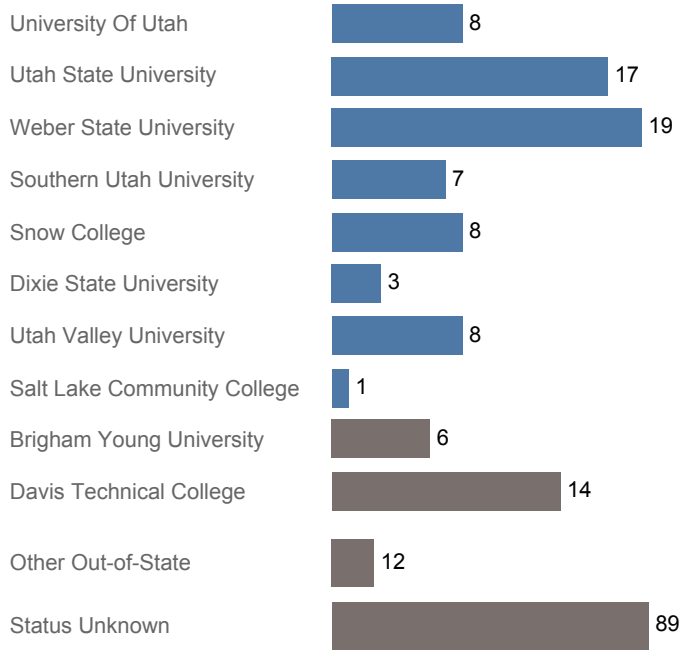


# Utah System of Higher Education (USHE) High School Feedback Report

## High School Graduating Class of 2017

### Morgan High, Morgan District

#### First Year Enrollments (2017-2018)



May include individual student enrollments at multiple institutions.

#### High School Graduates, Scholarships, and ACT

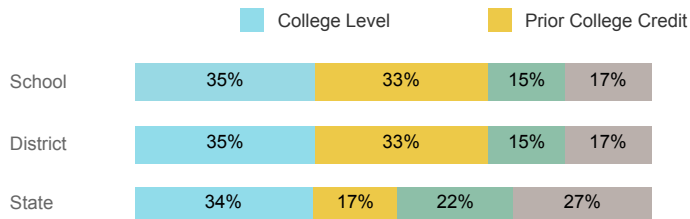
	School	District	State
Graduates	190	190	40,099
% Enrolled 1st Year	53.7%	53.7%	45.5%
Applied for Regents' Scholarship	32	32	5,522
Awarded Regents' Scholarship	24	24	3,774
Avg. ACT Composite Score	22	22	21
Took ACT Test	185	185	37,614
% ACT College Math Ready (≥ 22)	55.1%	55.1%	38.7%
% ACT College English Ready (≥ 18)	76.8%	76.8%	61.2%

#### USHE Student Information

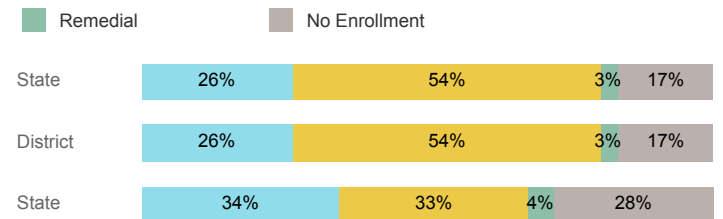
	School	District	State
Enrolled 1st Year	72	72	15,360
Avg. 1st Year GPA	2.98	2.98	2.62
% Pell Eligible	18.1%	18.1%	34.1%
% Returned Spring Semester	79.7%	79.7%	80.5%
% with 30 Credits 1st Year	36.2%	36.2%	27.6%
Avg. ACT Composite Score	24	24	22
Took ACT Test	72	72	15,180
% ACT College Math Ready (≥ 22)	72.2%	72.2%	48.1%
% ACT College English Ready (≥ 18)	90.3%	90.3%	74.7%

#### College Performance Measures for USHE Students

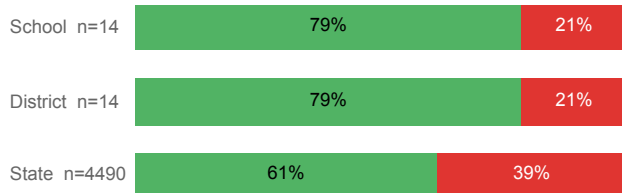
##### Students Taking Math by Highest Level Attempted



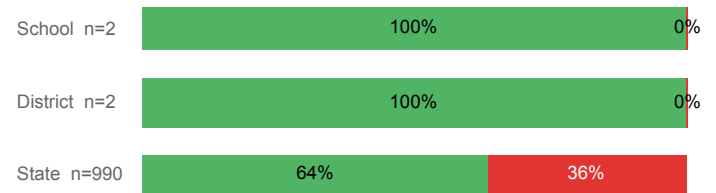
##### Students Taking English by Highest Level Attempted



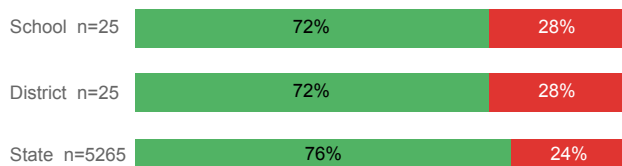
##### % Earning C or Higher in Remedial Math (≤ 1010)



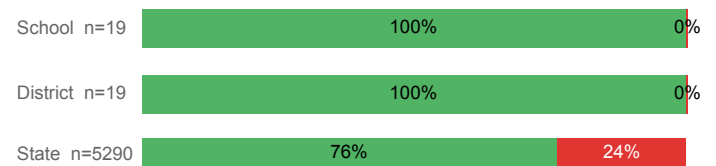
##### % Earning C or Higher in Remedial English (< 1000)



##### % Earning C or Higher in College Math (≥ 1030)



##### % Earning C or Higher in College English (≥ 1010)



For additional information regarding this report, its source data, and the reported measures, please consult the accompanying data definitions.

Prepared by Utah System of Higher Education  
highereducation.org Published Jan. 2019.