

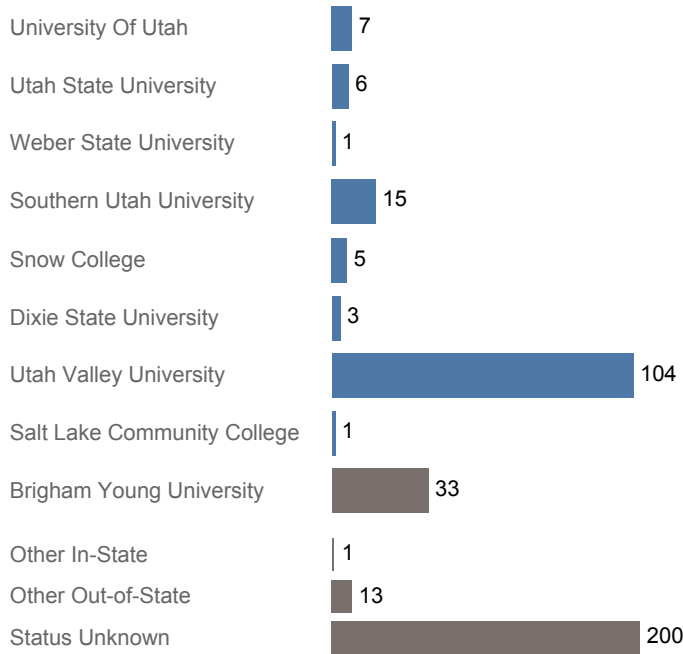


# Utah System of Higher Education (USHE) High School Feedback Report

## High School Graduating Class of 2017

### Mountain View High, Alpine District

#### First Year Enrollments (2017-2018)



May include individual student enrollments at multiple institutions.

#### High School Graduates, Scholarships, and ACT

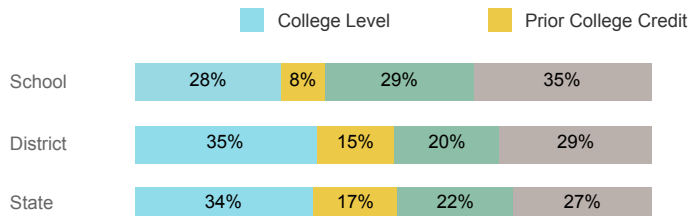
	School	District	State
Graduates	384	5,105	40,099
% Enrolled 1st Year	47.9%	45.4%	45.5%
Applied for Regents' Scholarship	65	982	5,522
Awarded Regents' Scholarship	55	729	3,774
Avg. ACT Composite Score	21	22	21
Took ACT Test	361	4,853	37,614
% ACT College Math Ready ( $\geq 22$ )	43.5%	48.3%	38.7%
% ACT College English Ready ( $\geq 18$ )	67.0%	68.6%	61.2%

#### USHE Student Information

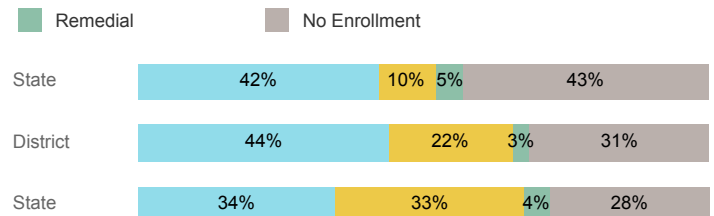
	School	District	State
Enrolled 1st Year	142	1,807	15,360
Avg. 1st Year GPA	2.60	2.70	2.62
% Pell Eligible	39.4%	28.4%	34.1%
% Returned Spring Semester	65.3%	74.8%	80.5%
% with 30 Credits 1st Year	21.5%	28.0%	27.6%
Avg. ACT Composite Score	22	23	22
Took ACT Test	140	1,791	15,180
% ACT College Math Ready ( $\geq 22$ )	45.7%	54.0%	48.1%
% ACT College English Ready ( $\geq 18$ )	73.6%	79.3%	74.7%

#### College Performance Measures for USHE Students

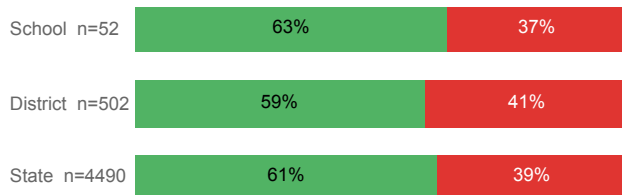
##### Students Taking Math by Highest Level Attempted



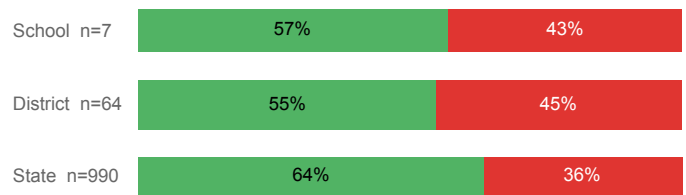
##### Students Taking English by Highest Level Attempted



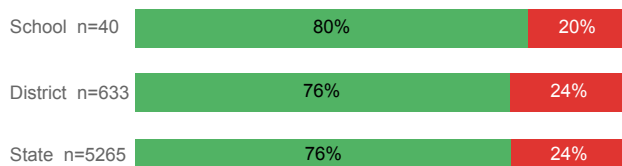
##### % Earning C or Higher in Remedial Math ( $\leq 1010$ )



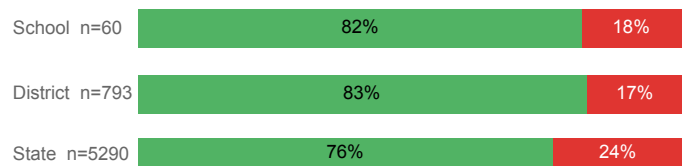
##### % Earning C or Higher in Remedial English ( $< 1000$ )



##### % Earning C or Higher in College Math ( $\geq 1030$ )



##### % Earning C or Higher in College English ( $\geq 1010$ )



For additional information regarding this report, its source data, and the reported measures, please consult the accompanying data definitions.

Prepared by Utah System of Higher Education  
highereducation.org Published Jan. 2019.