

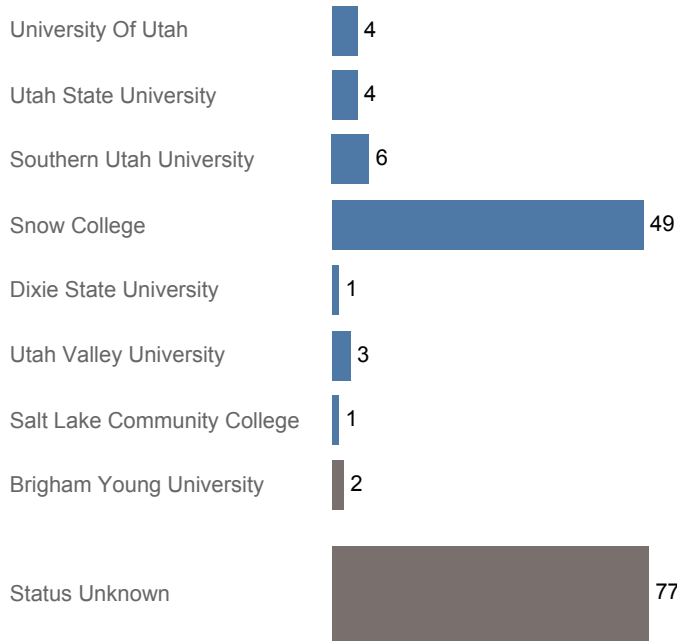


# Utah System of Higher Education (USHE) High School Feedback Report

## High School Graduating Class of 2017

### North Sanpete High, North Sanpete District

#### First Year Enrollments (2017-2018)



May include individual student enrollments at multiple institutions.

#### High School Graduates, Scholarships, and ACT

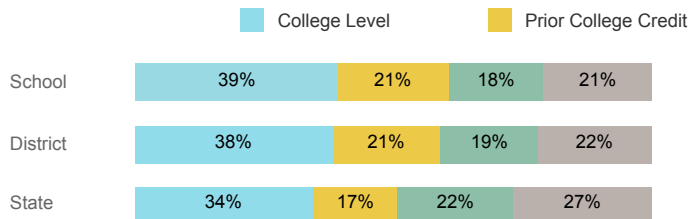
	School	District	State
Graduates	146	161	40,099
% Enrolled 1st Year	47.3%	43.5%	45.5%
Applied for Regents' Scholarship	14	14	5,522
Awarded Regents' Scholarship	9	9	3,774
Avg. ACT Composite Score	20	19	21
Took ACT Test	145	159	37,614
% ACT College Math Ready ( $\geq 22$ )	34.5%	32.1%	38.7%
% ACT College English Ready ( $\geq 18$ )	45.5%	44.0%	61.2%

#### USHE Student Information

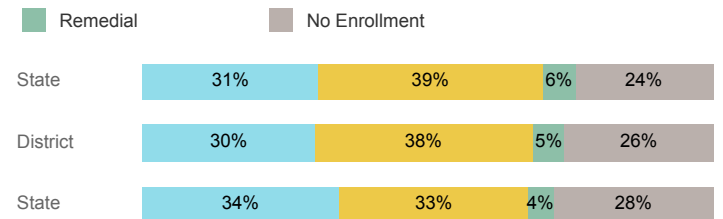
	School	District	State
Enrolled 1st Year	71	73	15,360
Avg. 1st Year GPA	2.83	2.79	2.62
% Pell Eligible	60.6%	60.3%	34.1%
% Returned Spring Semester	83.6%	82.3%	80.5%
% with 30 Credits 1st Year	49.2%	48.4%	27.6%
Avg. ACT Composite Score	20	20	22
Took ACT Test	71	73	15,180
% ACT College Math Ready ( $\geq 22$ )	43.7%	42.5%	48.1%
% ACT College English Ready ( $\geq 18$ )	53.5%	53.4%	74.7%

#### College Performance Measures for USHE Students

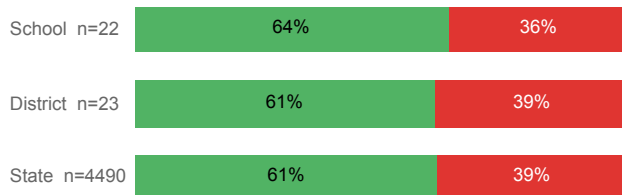
##### Students Taking Math by Highest Level Attempted



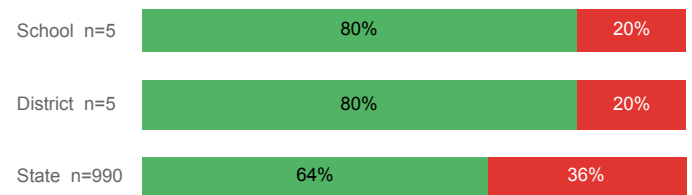
##### Students Taking English by Highest Level Attempted



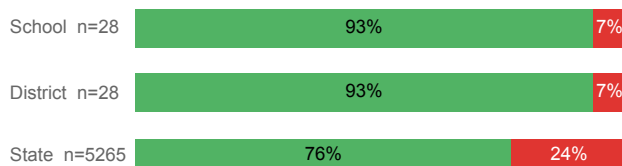
##### % Earning C or Higher in Remedial Math ( $\leq 1010$ )



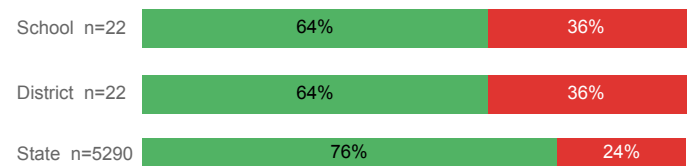
##### % Earning C or Higher in Remedial English ( $< 1000$ )



##### % Earning C or Higher in College Math ( $\geq 1030$ )



##### % Earning C or Higher in College English ( $\geq 1010$ )



For additional information regarding this report, its source data, and the reported measures, please consult the accompanying data definitions.

Prepared by Utah System of Higher Education  
highereducat.utah.gov Published Jan. 2019.