

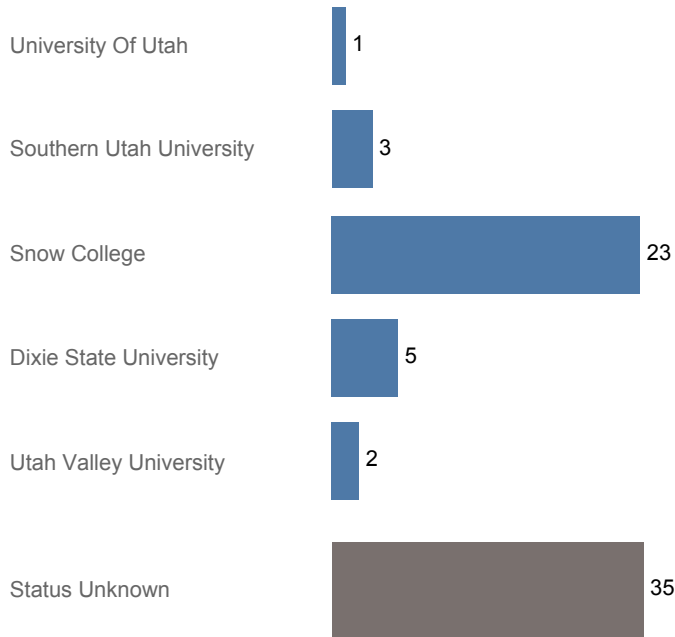


Utah System of Higher Education (USHE) High School Feedback Report

High School Graduating Class of 2017

North Sevier High, Sevier District

First Year Enrollments (2017-2018)



May include individual student enrollments at multiple institutions.

High School Graduates, Scholarships, and ACT

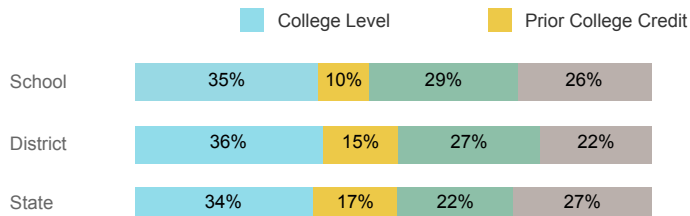
	School	District	State
Graduates	68	291	40,099
% Enrolled 1st Year	48.5%	48.1%	45.5%
Applied for Regents' Scholarship	0	36	5,522
Awarded Regents' Scholarship	0	25	3,774
Avg. ACT Composite Score	19	20	21
Took ACT Test	68	280	37,614
% ACT College Math Ready (≥ 22)	22.1%	32.1%	38.7%
% ACT College English Ready (≥ 18)	57.4%	60.7%	61.2%

USHE Student Information

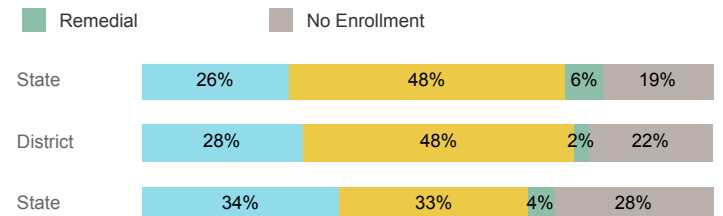
	School	District	State
Enrolled 1st Year	31	124	15,360
Avg. 1st Year GPA	2.81	2.56	2.62
% Pell Eligible	29.0%	42.7%	34.1%
% Returned Spring Semester	89.3%	79.3%	80.5%
% with 30 Credits 1st Year	57.1%	39.6%	27.6%
Avg. ACT Composite Score	20	21	22
Took ACT Test	31	124	15,180
% ACT College Math Ready (≥ 22)	35.5%	39.5%	48.1%
% ACT College English Ready (≥ 18)	64.5%	73.4%	74.7%

College Performance Measures for USHE Students

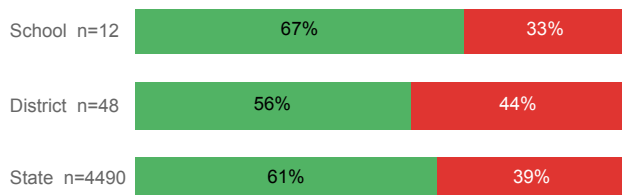
Students Taking Math by Highest Level Attempted



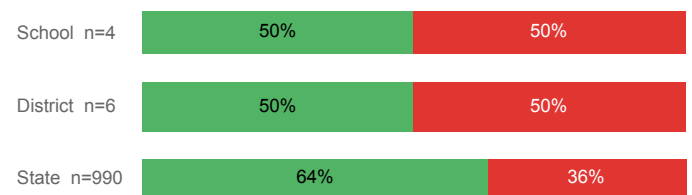
Students Taking English by Highest Level Attempted



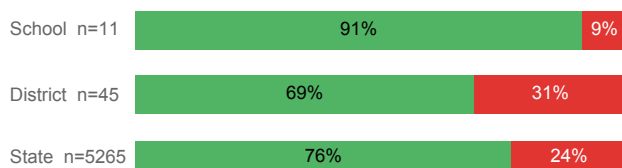
% Earning C or Higher in Remedial Math (≤ 1010)



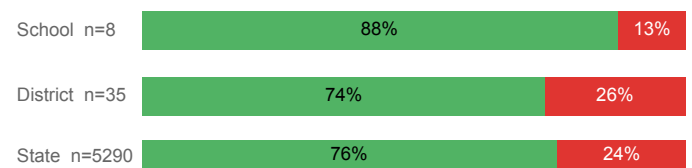
% Earning C or Higher in Remedial English (< 1000)



% Earning C or Higher in College Math (≥ 1030)



% Earning C or Higher in College English (≥ 1010)



For additional information regarding this report, its source data, and the reported measures, please consult the accompanying data definitions.

Prepared by Utah System of Higher Education
highereducat.utah.gov Published Jan. 2019.