

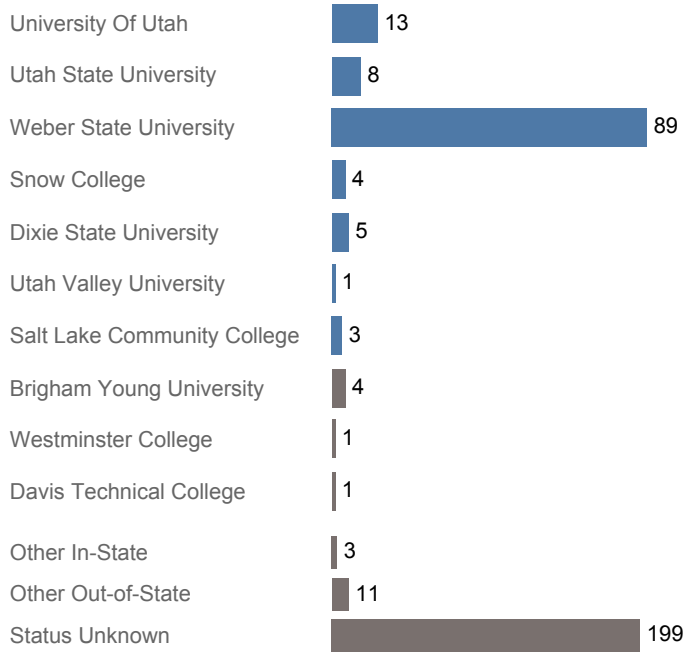


Utah System of Higher Education (USHE) High School Feedback Report

High School Graduating Class of 2017

Ogden High, Ogden City District

First Year Enrollments (2017-2018)



May include individual student enrollments at multiple institutions.

High School Graduates, Scholarships, and ACT

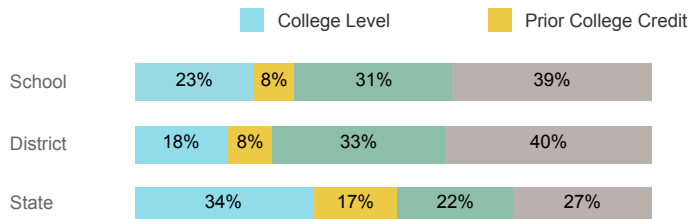
	School	District	State
Graduates	340	739	40,099
% Enrolled 1st Year	41.5%	33.3%	45.5%
Applied for Regents' Scholarship	14	16	5,522
Awarded Regents' Scholarship	7	8	3,774
Avg. ACT Composite Score	19	18	21
Took ACT Test	323	686	37,614
% ACT College Math Ready (≥ 22)	20.7%	14.0%	38.7%
% ACT College English Ready (≥ 18)	42.1%	34.0%	61.2%

USHE Student Information

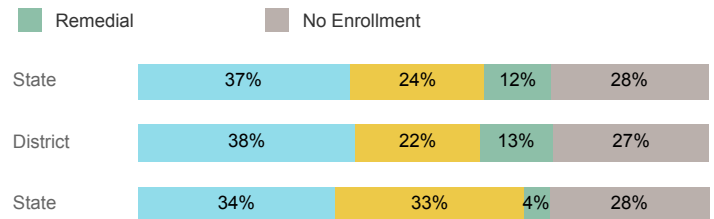
	School	District	State
Enrolled 1st Year	127	227	15,360
Avg. 1st Year GPA	2.41	2.27	2.62
% Pell Eligible	55.1%	63.0%	34.1%
% Returned Spring Semester	76.9%	75.2%	80.5%
% with 30 Credits 1st Year	20.5%	17.8%	27.6%
Avg. ACT Composite Score	20	20	22
Took ACT Test	127	224	15,180
% ACT College Math Ready (≥ 22)	27.6%	23.2%	48.1%
% ACT College English Ready (≥ 18)	58.3%	50.9%	74.7%

College Performance Measures for USHE Students

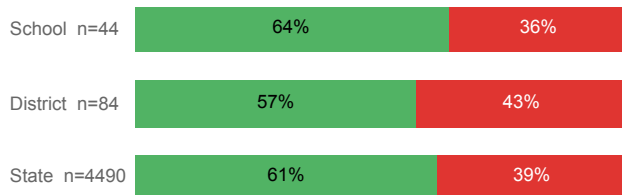
Students Taking Math by Highest Level Attempted



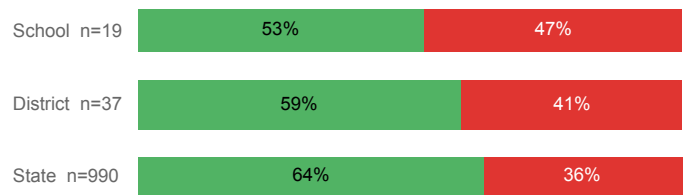
Students Taking English by Highest Level Attempted



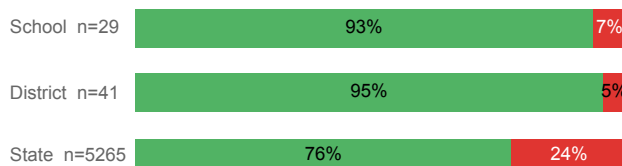
% Earning C or Higher in Remedial Math (≤ 1010)



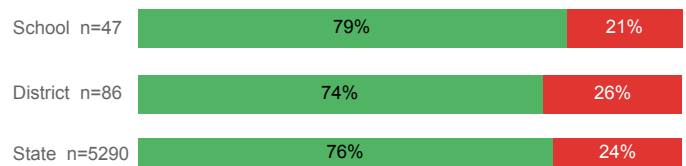
% Earning C or Higher in Remedial English (< 1000)



% Earning C or Higher in College Math (≥ 1030)



% Earning C or Higher in College English (≥ 1010)



For additional information regarding this report, its source data, and the reported measures, please consult the accompanying data definitions.

Prepared by Utah System of Higher Education
highereducat.utah.gov Published Jan. 2019.