

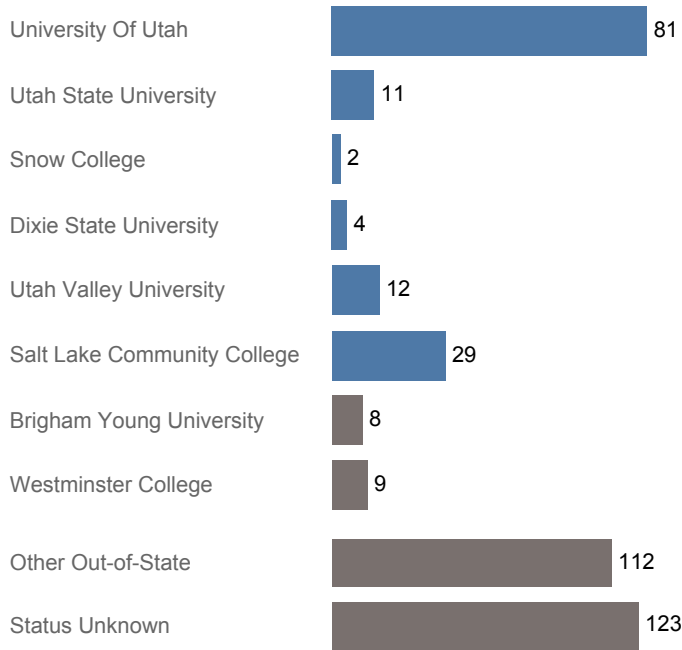


Utah System of Higher Education (USHE) High School Feedback Report

High School Graduating Class of 2017

Park City High, Park City District

First Year Enrollments (2017-2018)



May include individual student enrollments at multiple institutions.

High School Graduates, Scholarships, and ACT

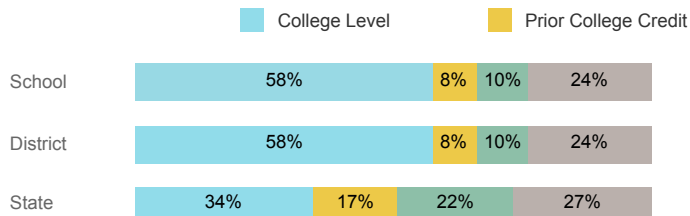
	School	District	State
Graduates	384	384	40,099
% Enrolled 1st Year	68.0%	68.0%	45.5%
Applied for Regents' Scholarship	43	43	5,522
Awarded Regents' Scholarship	21	21	3,774
Avg. ACT Composite Score	24	24	21
Took ACT Test	368	368	37,614
% ACT College Math Ready (≥ 22)	60.1%	60.1%	38.7%
% ACT College English Ready (≥ 18)	80.4%	80.4%	61.2%

USHE Student Information

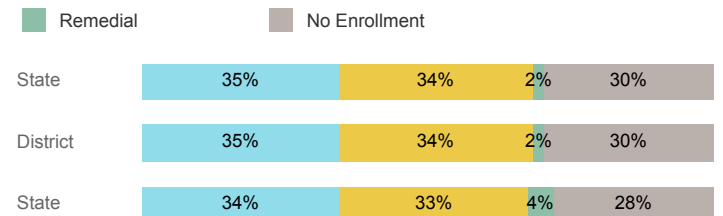
	School	District	State
Enrolled 1st Year	168	168	15,360
Avg. 1st Year GPA	2.79	2.79	2.62
% Pell Eligible	20.2%	20.2%	34.1%
% Returned Spring Semester	90.7%	90.7%	80.5%
% with 30 Credits 1st Year	28.0%	28.0%	27.6%
Avg. ACT Composite Score	24	24	22
Took ACT Test	167	167	15,180
% ACT College Math Ready (≥ 22)	59.9%	59.9%	48.1%
% ACT College English Ready (≥ 18)	86.2%	86.2%	74.7%

College Performance Measures for USHE Students

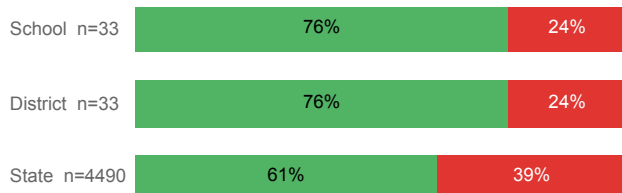
Students Taking Math by Highest Level Attempted



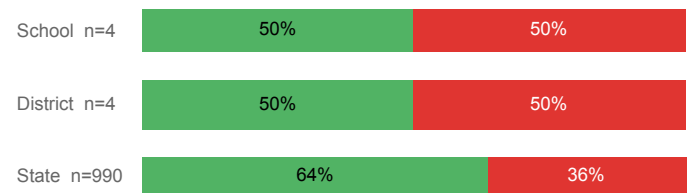
Students Taking English by Highest Level Attempted



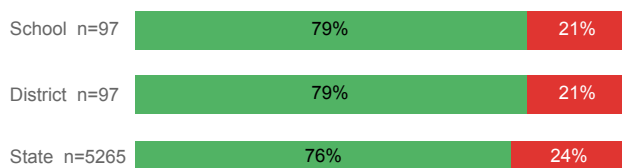
% Earning C or Higher in Remedial Math (≤ 1010)



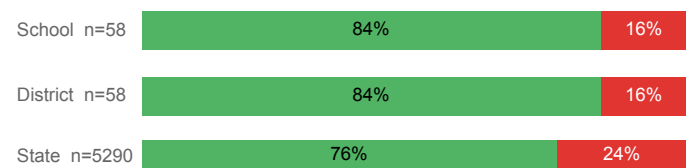
% Earning C or Higher in Remedial English (< 1000)



% Earning C or Higher in College Math (≥ 1030)



% Earning C or Higher in College English (≥ 1010)



For additional information regarding this report, its source data, and the reported measures, please consult the accompanying data definitions.

Prepared by Utah System of Higher Education
higheredutah.org Published Jan. 2019.