

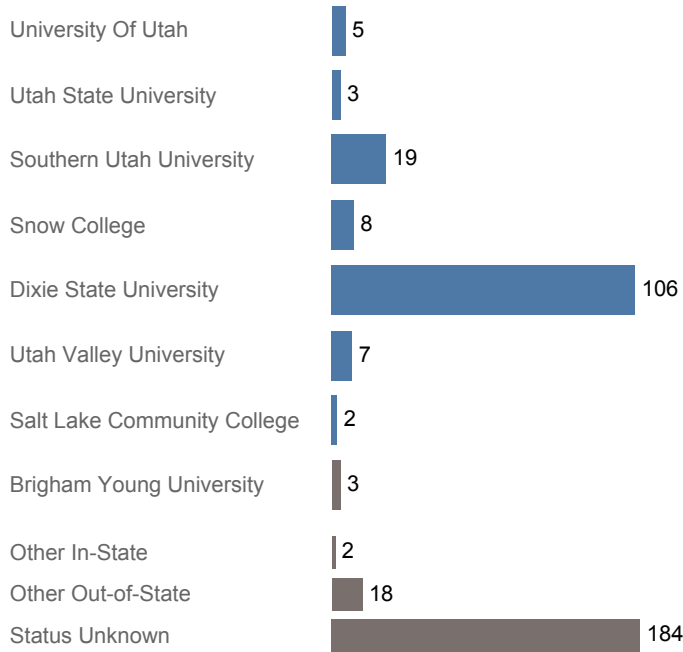


# Utah System of Higher Education (USHE) High School Feedback Report

## High School Graduating Class of 2017

### Pine View High, Washington District

#### First Year Enrollments (2017-2018)



May include individual student enrollments at multiple institutions.

#### High School Graduates, Scholarships, and ACT

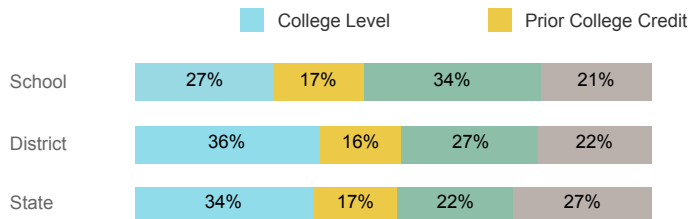
|                                    | School | District | State  |
|------------------------------------|--------|----------|--------|
| Graduates                          | 349    | 1,956    | 40,099 |
| % Enrolled 1st Year                | 47.3%  | 44.4%    | 45.5%  |
| Applied for Regents' Scholarship   | 56     | 353      | 5,522  |
| Awarded Regents' Scholarship       | 35     | 237      | 3,774  |
| Avg. ACT Composite Score           | 20     | 20       | 21     |
| Took ACT Test                      | 319    | 1,759    | 37,614 |
| % ACT College Math Ready (≥ 22)    | 29.8%  | 37.2%    | 38.7%  |
| % ACT College English Ready (≥ 18) | 56.7%  | 58.8%    | 61.2%  |

#### USHE Student Information

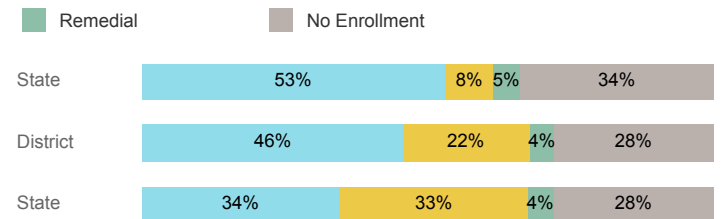
|                                    | School | District | State  |
|------------------------------------|--------|----------|--------|
| Enrolled 1st Year                  | 145    | 781      | 15,360 |
| Avg. 1st Year GPA                  | 2.28   | 2.55     | 2.62   |
| % Pell Eligible                    | 53.1%  | 44.0%    | 34.1%  |
| % Returned Spring Semester         | 78.7%  | 79.8%    | 80.5%  |
| % with 30 Credits 1st Year         | 31.6%  | 35.1%    | 27.6%  |
| Avg. ACT Composite Score           | 21     | 21       | 22     |
| Took ACT Test                      | 144    | 769      | 15,180 |
| % ACT College Math Ready (≥ 22)    | 36.1%  | 44.3%    | 48.1%  |
| % ACT College English Ready (≥ 18) | 66.7%  | 69.3%    | 74.7%  |

#### College Performance Measures for USHE Students

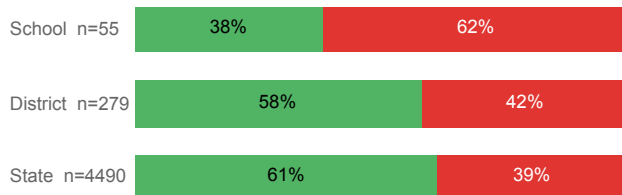
##### Students Taking Math by Highest Level Attempted



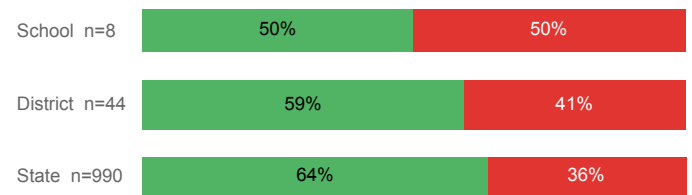
##### Students Taking English by Highest Level Attempted



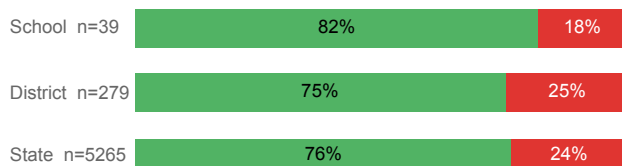
##### % Earning C or Higher in Remedial Math (≤ 1010)



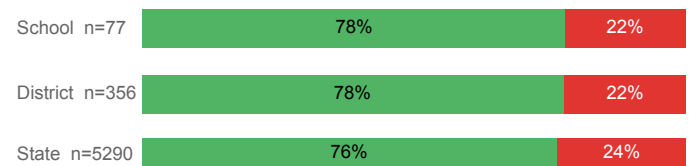
##### % Earning C or Higher in Remedial English (< 1000)



##### % Earning C or Higher in College Math (≥ 1030)



##### % Earning C or Higher in College English (≥ 1010)



For additional information regarding this report, its source data, and the reported measures, please consult the accompanying data definitions.

Prepared by Utah System of Higher Education  
higheredutah.org Published Jan. 2019.