

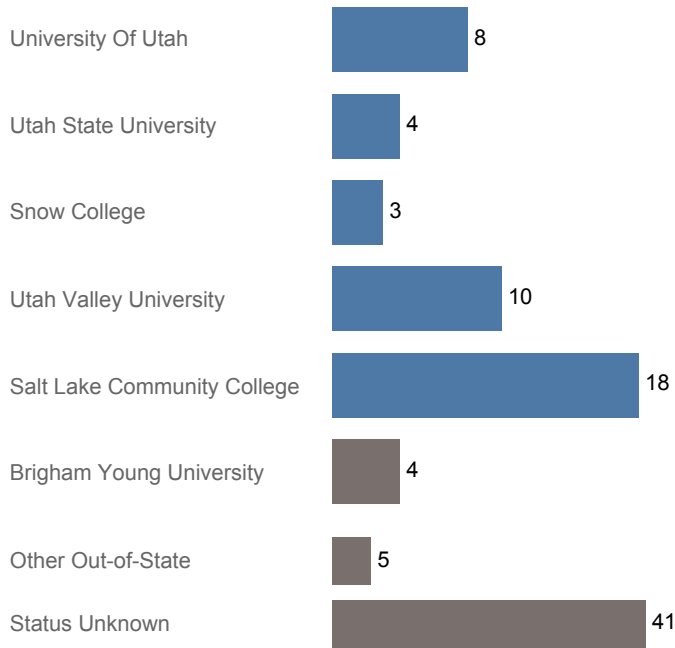


Utah System of Higher Education (USHE) High School Feedback Report

High School Graduating Class of 2017

Providence Hall, Charter District

First Year Enrollments (2017-2018)



May include individual student enrollments at multiple institutions.

High School Graduates, Scholarships, and ACT

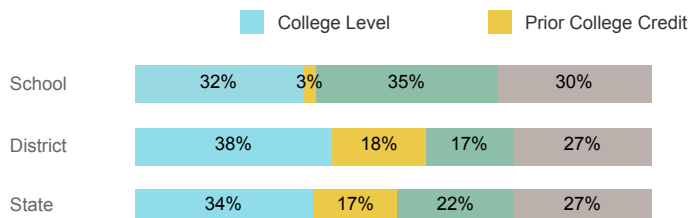
| | School | District | State |
|---|--------|----------|--------|
| Graduates | 88 | 2,554 | 40,099 |
| % Enrolled 1st Year | 53.4% | 47.2% | 45.5% |
| Applied for Regents' Scholarship | 6 | 136 | 5,522 |
| Awarded Regents' Scholarship | 2 | 73 | 3,774 |
| Avg. ACT Composite Score | 21 | 22 | 21 |
| Took ACT Test | 83 | 2,301 | 37,614 |
| % ACT College Math Ready (≥ 22) | 39.8% | 43.9% | 38.7% |
| % ACT College English Ready (≥ 18) | 62.7% | 68.7% | 61.2% |

USHE Student Information

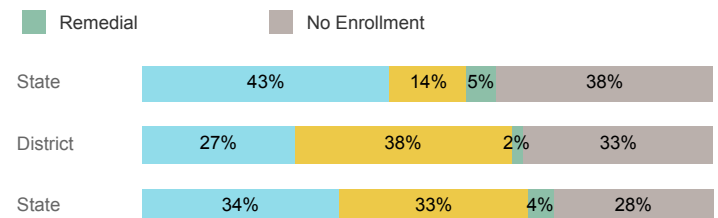
| | School | District | State |
|---|--------|----------|--------|
| Enrolled 1st Year | 37 | 1,003 | 15,360 |
| Avg. 1st Year GPA | 2.43 | 2.52 | 2.62 |
| % Pell Eligible | 32.4% | 39.1% | 34.1% |
| % Returned Spring Semester | 73.3% | 81.0% | 80.5% |
| % with 30 Credits 1st Year | 20.0% | 25.8% | 27.6% |
| Avg. ACT Composite Score | 21 | 23 | 22 |
| Took ACT Test | 36 | 982 | 15,180 |
| % ACT College Math Ready (≥ 22) | 41.7% | 54.5% | 48.1% |
| % ACT College English Ready (≥ 18) | 61.1% | 80.5% | 74.7% |

College Performance Measures for USHE Students

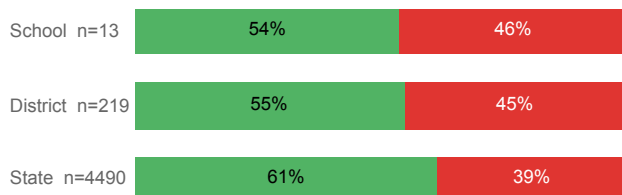
Students Taking Math by Highest Level Attempted



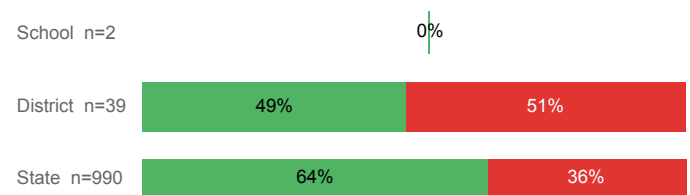
Students Taking English by Highest Level Attempted



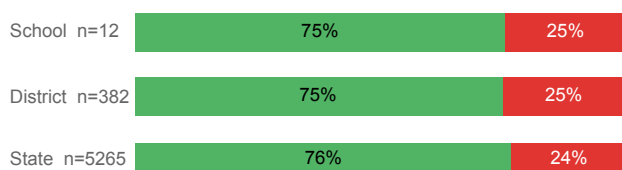
% Earning C or Higher in Remedial Math (≤ 1010)



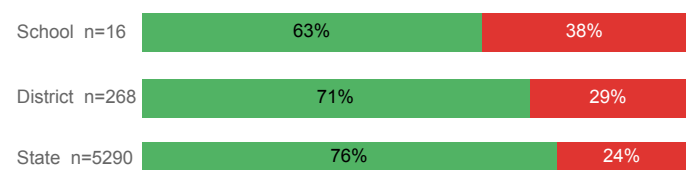
% Earning C or Higher in Remedial English (< 1000)



% Earning C or Higher in College Math (≥ 1030)



% Earning C or Higher in College English (≥ 1010)



For additional information regarding this report, its source data, and the reported measures, please consult the accompanying data definitions.

Prepared by Utah System of Higher Education
highereducation.org Published Jan. 2019.