

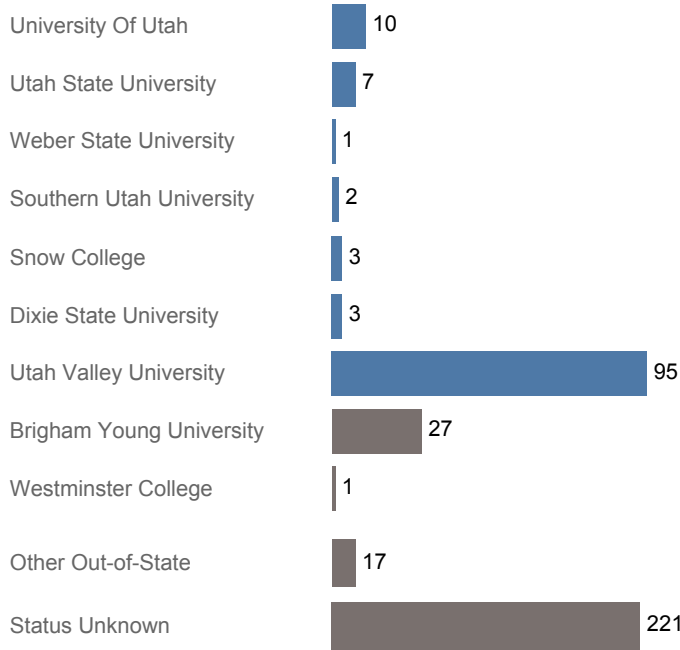


Utah System of Higher Education (USHE) High School Feedback Report

High School Graduating Class of 2017

Provo High, Provo District

First Year Enrollments (2017-2018)



May include individual student enrollments at multiple institutions.

High School Graduates, Scholarships, and ACT

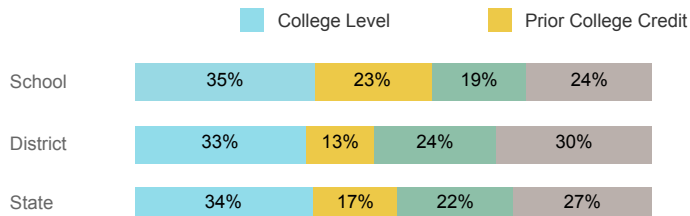
	School	District	State
Graduates	384	929	40,099
% Enrolled 1st Year	42.4%	44.7%	45.5%
Applied for Regents' Scholarship	32	96	5,522
Awarded Regents' Scholarship	22	71	3,774
Avg. ACT Composite Score	21	22	21
Took ACT Test	350	859	37,614
% ACT College Math Ready (≥ 22)	40.0%	45.3%	38.7%
% ACT College English Ready (≥ 18)	62.0%	64.4%	61.2%

USHE Student Information

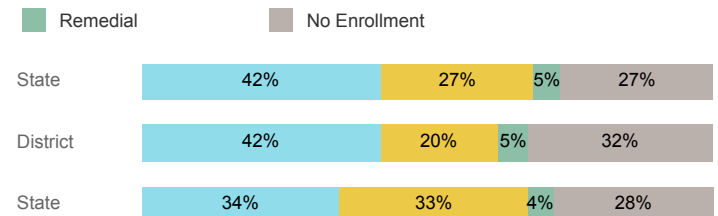
	School	District	State
Enrolled 1st Year	124	275	15,360
Avg. 1st Year GPA	2.52	2.45	2.62
% Pell Eligible	41.1%	37.5%	34.1%
% Returned Spring Semester	73.5%	74.9%	80.5%
% with 30 Credits 1st Year	17.6%	18.1%	27.6%
Avg. ACT Composite Score	22	21	22
Took ACT Test	124	275	15,180
% ACT College Math Ready (≥ 22)	46.8%	44.4%	48.1%
% ACT College English Ready (≥ 18)	65.3%	66.5%	74.7%

College Performance Measures for USHE Students

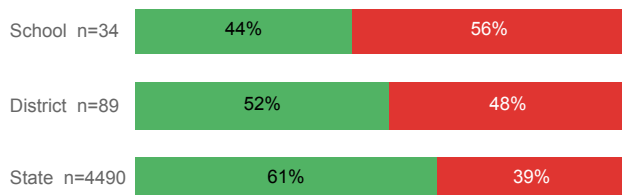
Students Taking Math by Highest Level Attempted



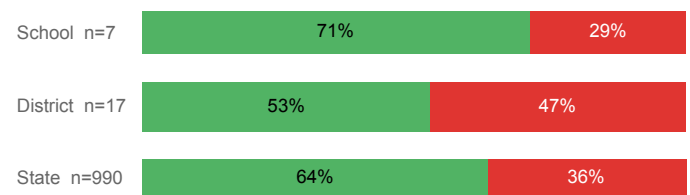
Students Taking English by Highest Level Attempted



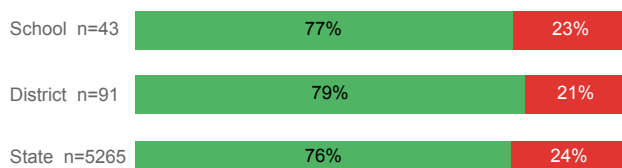
% Earning C or Higher in Remedial Math (≤ 1010)



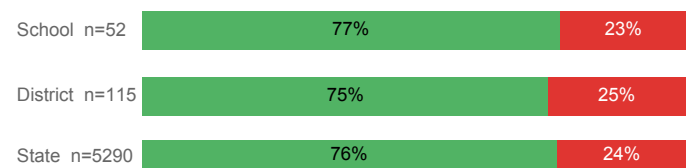
% Earning C or Higher in Remedial English (< 1000)



% Earning C or Higher in College Math (≥ 1030)



% Earning C or Higher in College English (≥ 1010)



For additional information regarding this report, its source data, and the reported measures, please consult the accompanying data definitions.

Prepared by Utah System of Higher Education
highereducation.org Published Jan. 2019.