

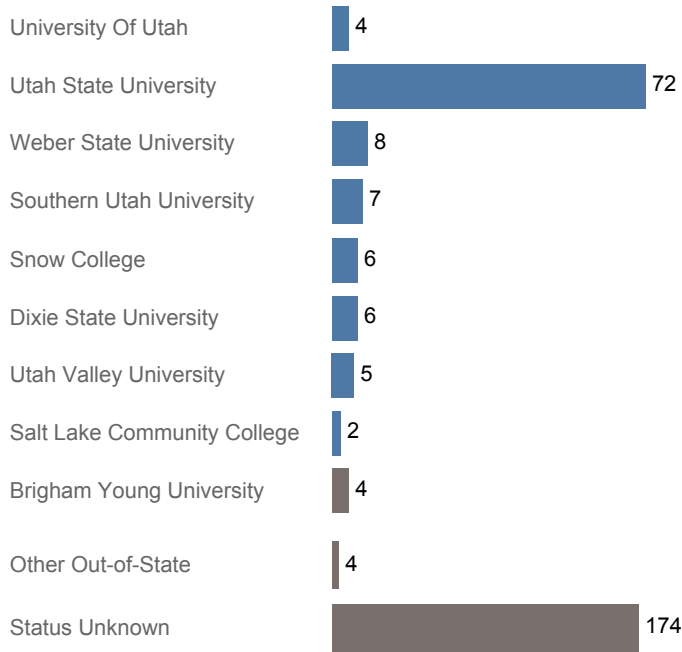


Utah System of Higher Education (USHE) High School Feedback Report

High School Graduating Class of 2017

Ridgeline High School, Cache District

First Year Enrollments (2017-2018)



May include individual student enrollments at multiple institutions.

High School Graduates, Scholarships, and ACT

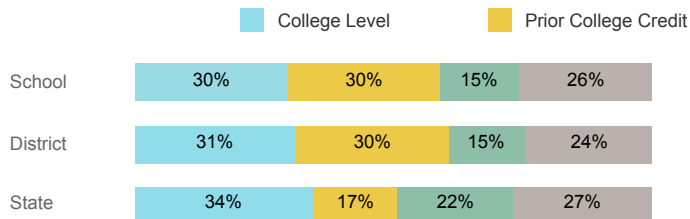
	School	District	State
Graduates	289	1,167	40,099
% Enrolled 1st Year	40.1%	36.8%	45.5%
Applied for Regents' Scholarship	75	238	5,522
Awarded Regents' Scholarship	52	184	3,774
Avg. ACT Composite Score	22	22	21
Took ACT Test	279	1,115	37,614
% ACT College Math Ready (≥ 22)	52.0%	48.3%	38.7%
% ACT College English Ready (≥ 18)	70.6%	65.3%	61.2%

USHE Student Information

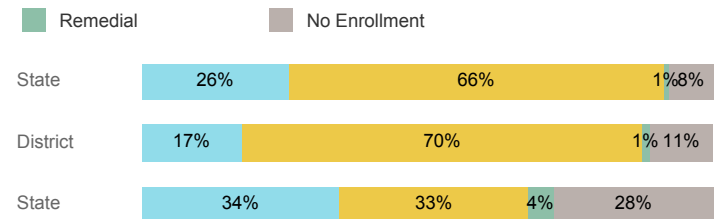
	School	District	State
Enrolled 1st Year	105	389	15,360
Avg. 1st Year GPA	2.77	2.88	2.62
% Pell Eligible	31.4%	33.7%	34.1%
% Returned Spring Semester	87.5%	80.7%	80.5%
% with 30 Credits 1st Year	40.6%	39.8%	27.6%
Avg. ACT Composite Score	23	24	22
Took ACT Test	105	389	15,180
% ACT College Math Ready (≥ 22)	65.7%	62.7%	48.1%
% ACT College English Ready (≥ 18)	80.0%	81.0%	74.7%

College Performance Measures for USHE Students

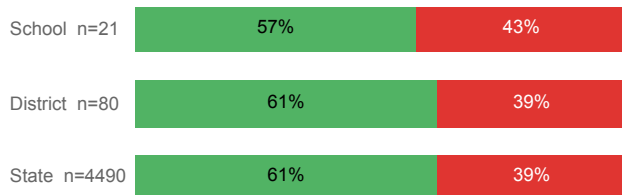
Students Taking Math by Highest Level Attempted



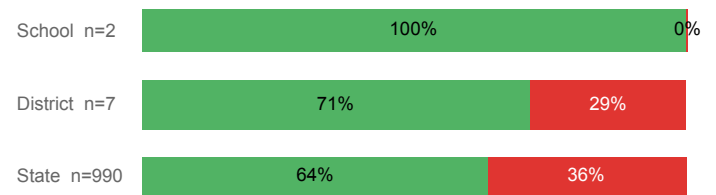
Students Taking English by Highest Level Attempted



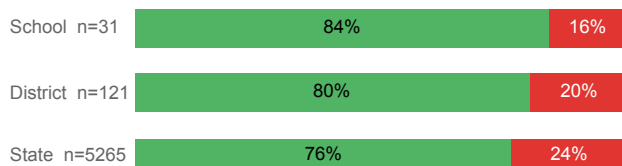
% Earning C or Higher in Remedial Math (≤ 1010)



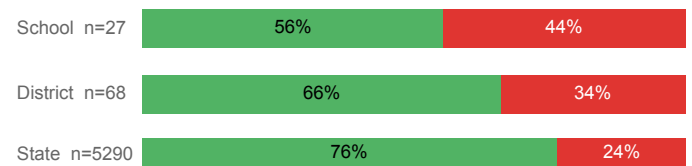
% Earning C or Higher in Remedial English (< 1000)



% Earning C or Higher in College Math (≥ 1030)



% Earning C or Higher in College English (≥ 1010)



For additional information regarding this report, its source data, and the reported measures, please consult the accompanying data definitions.

Prepared by Utah System of Higher Education
highereducation.org Published Jan. 2019.