

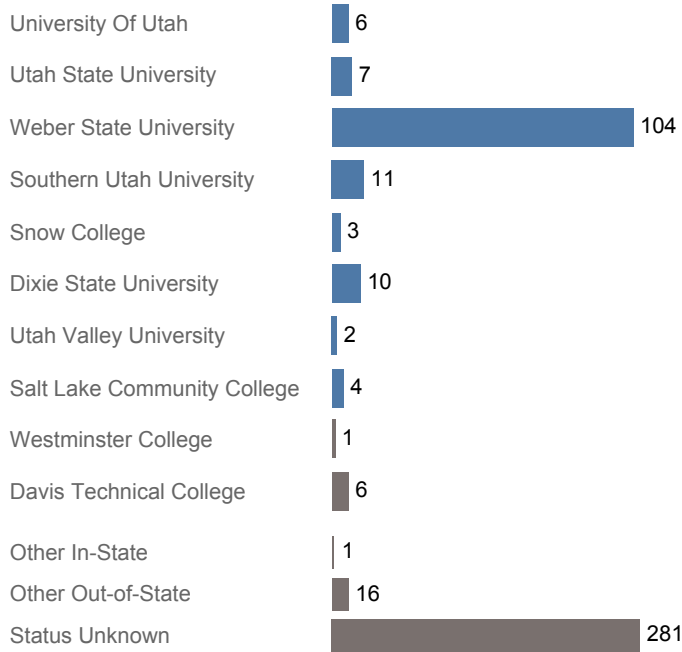


# Utah System of Higher Education (USHE) High School Feedback Report

## High School Graduating Class of 2017

### Roy High, Weber District

#### First Year Enrollments (2017-2018)



May include individual student enrollments at multiple institutions.

#### High School Graduates, Scholarships, and ACT

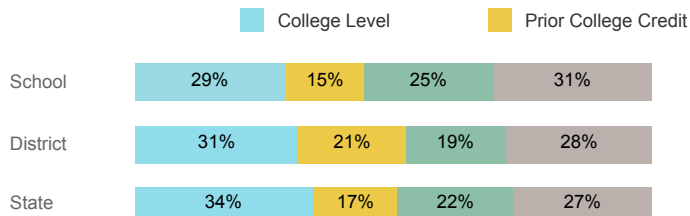
	School	District	State
Graduates	444	2,181	40,099
% Enrolled 1st Year	36.9%	42.0%	45.5%
Applied for Regents' Scholarship	24	176	5,522
Awarded Regents' Scholarship	20	125	3,774
Avg. ACT Composite Score	19	20	21
Took ACT Test	413	2,043	37,614
% ACT College Math Ready (≥ 22)	24.9%	32.3%	38.7%
% ACT College English Ready (≥ 18)	47.5%	53.9%	61.2%

#### USHE Student Information

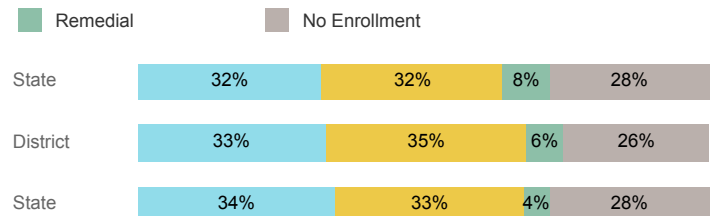
	School	District	State
Enrolled 1st Year	147	820	15,360
Avg. 1st Year GPA	2.45	2.71	2.62
% Pell Eligible	30.6%	25.7%	34.1%
% Returned Spring Semester	80.5%	83.0%	80.5%
% with 30 Credits 1st Year	20.3%	26.2%	27.6%
Avg. ACT Composite Score	21	22	22
Took ACT Test	145	812	15,180
% ACT College Math Ready (≥ 22)	39.3%	45.8%	48.1%
% ACT College English Ready (≥ 18)	67.6%	72.4%	74.7%

#### College Performance Measures for USHE Students

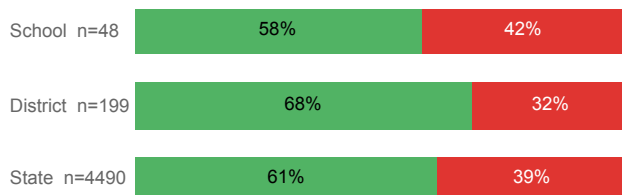
##### Students Taking Math by Highest Level Attempted



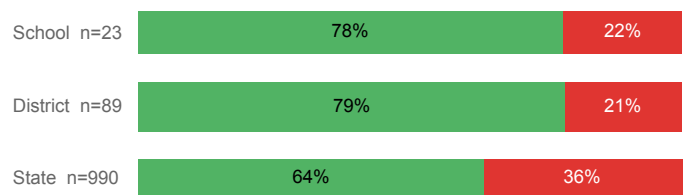
##### Students Taking English by Highest Level Attempted



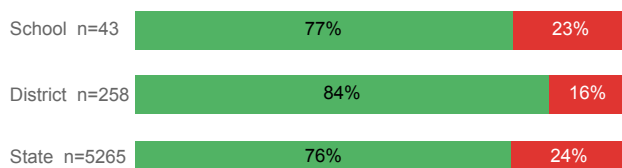
##### % Earning C or Higher in Remedial Math (≤ 1010)



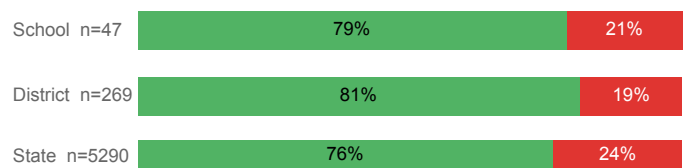
##### % Earning C or Higher in Remedial English (< 1000)



##### % Earning C or Higher in College Math (≥ 1030)



##### % Earning C or Higher in College English (≥ 1010)



For additional information regarding this report, its source data, and the reported measures, please consult the accompanying data definitions.

Prepared by Utah System of Higher Education  
highereducat.utah.gov Published Jan. 2019.