

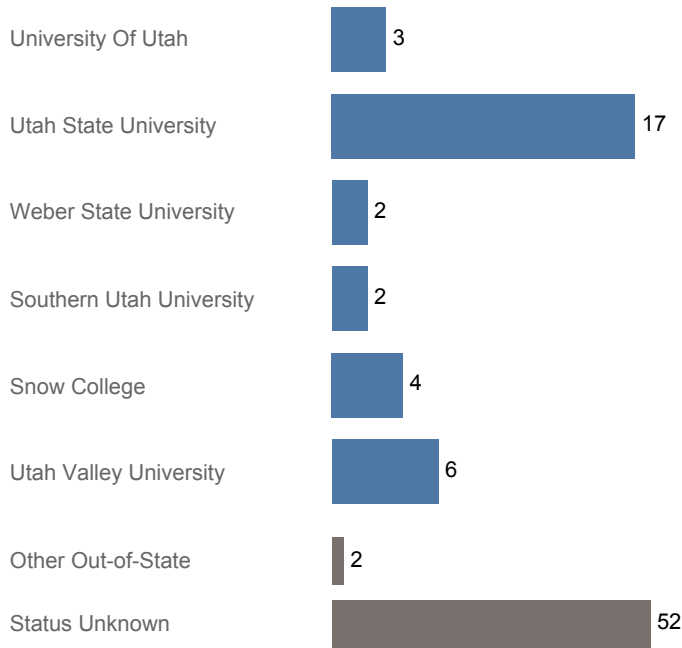


Utah System of Higher Education (USHE) High School Feedback Report

High School Graduating Class of 2017

San Juan High, San Juan District

First Year Enrollments (2017-2018)



May include individual student enrollments at multiple institutions.

High School Graduates, Scholarships, and ACT

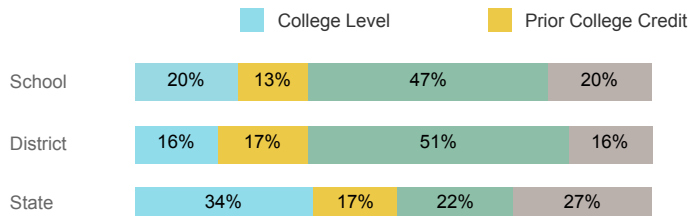
	School	District	State
Graduates	86	215	40,099
% Enrolled 1st Year	39.5%	41.9%	45.5%
Applied for Regents' Scholarship	10	10	5,522
Awarded Regents' Scholarship	6	6	3,774
Avg. ACT Composite Score	19	17	21
Took ACT Test	85	207	37,614
% ACT College Math Ready (≥ 22)	24.7%	17.9%	38.7%
% ACT College English Ready (≥ 18)	47.1%	34.3%	61.2%

USHE Student Information

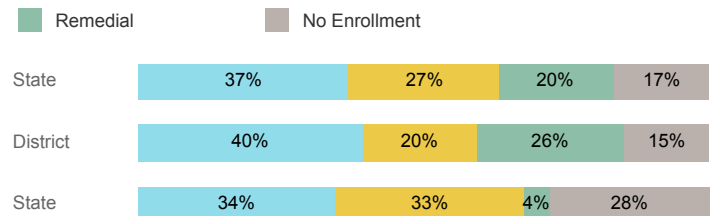
	School	District	State
Enrolled 1st Year	30	81	15,360
Avg. 1st Year GPA	2.19	2.15	2.62
% Pell Eligible	73.3%	75.3%	34.1%
% Returned Spring Semester	82.1%	82.2%	80.5%
% with 30 Credits 1st Year	25.0%	21.9%	27.6%
Avg. ACT Composite Score	19	17	22
Took ACT Test	29	80	15,180
% ACT College Math Ready (≥ 22)	17.2%	17.5%	48.1%
% ACT College English Ready (≥ 18)	55.2%	38.8%	74.7%

College Performance Measures for USHE Students

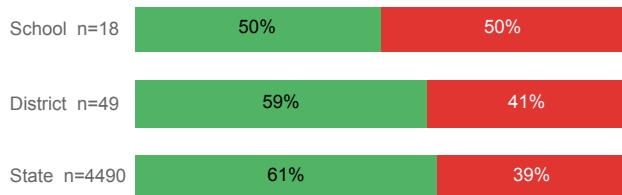
Students Taking Math by Highest Level Attempted



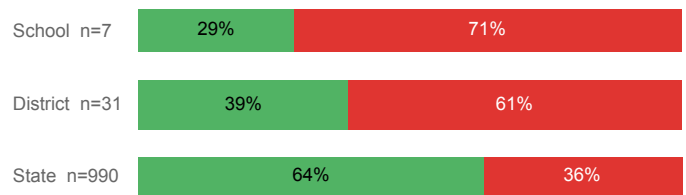
Students Taking English by Highest Level Attempted



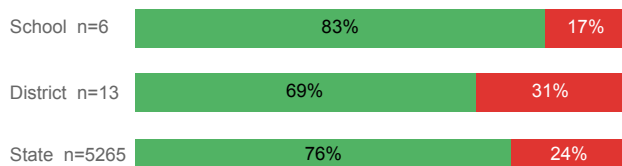
% Earning C or Higher in Remedial Math (≤ 1010)



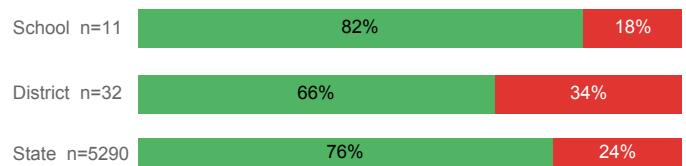
% Earning C or Higher in Remedial English (< 1000)



% Earning C or Higher in College Math (≥ 1030)



% Earning C or Higher in College English (≥ 1010)



For additional information regarding this report, its source data, and the reported measures, please consult the accompanying data definitions.

Prepared by Utah System of Higher Education
highereducutah.org Published Jan. 2019.