

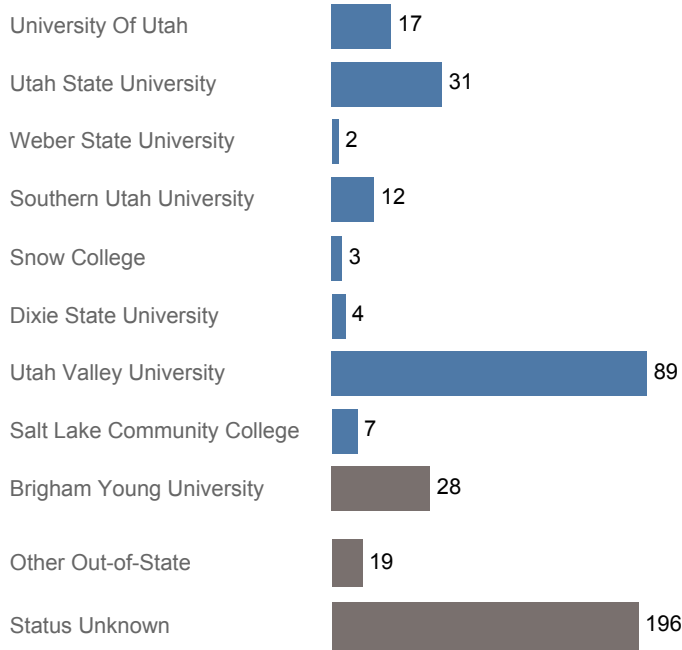


Utah System of Higher Education (USHE) High School Feedback Report

High School Graduating Class of 2017

Skyridge High School, Alpine District

First Year Enrollments (2017-2018)



May include individual student enrollments at multiple institutions.

High School Graduates, Scholarships, and ACT

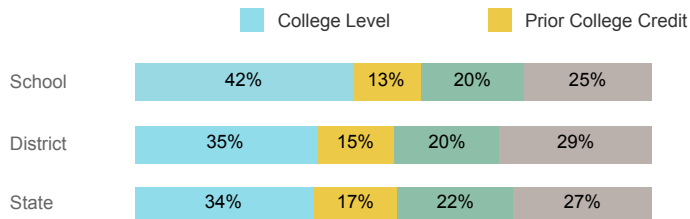
	School	District	State
Graduates	405	5,105	40,099
% Enrolled 1st Year	51.6%	45.4%	45.5%
Applied for Regents' Scholarship	80	982	5,522
Awarded Regents' Scholarship	66	729	3,774
Avg. ACT Composite Score	23	22	21
Took ACT Test	388	4,853	37,614
% ACT College Math Ready (≥ 22)	50.8%	48.3%	38.7%
% ACT College English Ready (≥ 18)	75.3%	68.6%	61.2%

USHE Student Information

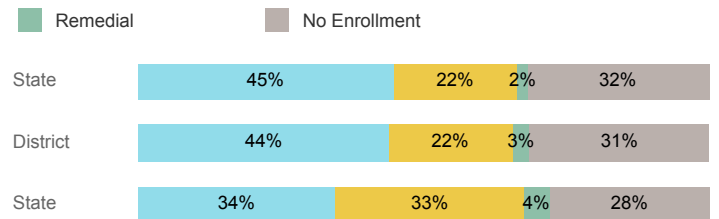
	School	District	State
Enrolled 1st Year	170	1,807	15,360
Avg. 1st Year GPA	2.66	2.70	2.62
% Pell Eligible	18.2%	28.4%	34.1%
% Returned Spring Semester	76.3%	74.8%	80.5%
% with 30 Credits 1st Year	32.5%	28.0%	27.6%
Avg. ACT Composite Score	23	23	22
Took ACT Test	169	1,791	15,180
% ACT College Math Ready (≥ 22)	52.1%	54.0%	48.1%
% ACT College English Ready (≥ 18)	83.4%	79.3%	74.7%

College Performance Measures for USHE Students

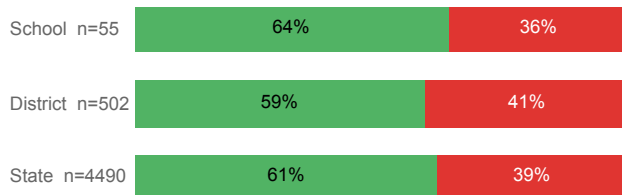
Students Taking Math by Highest Level Attempted



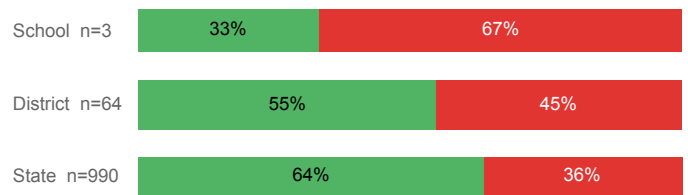
Students Taking English by Highest Level Attempted



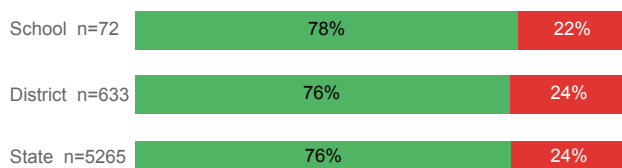
% Earning C or Higher in Remedial Math (≤ 1010)



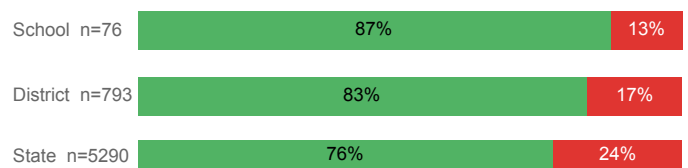
% Earning C or Higher in Remedial English (< 1000)



% Earning C or Higher in College Math (≥ 1030)



% Earning C or Higher in College English (≥ 1010)



For additional information regarding this report, its source data, and the reported measures, please consult the accompanying data definitions.

Prepared by Utah System of Higher Education
highereducation.org Published Jan. 2019.