



Utah System of Higher Education (USHE) High School Feedback Report  
 High School Graduating Class of 2017  
 South Sanpete Education Support Center, South Sanpete District

First Year Enrollments (2017-2018)

Status Unknown



May include individual student enrollments at multiple institutions.

High School Graduates, Scholarships, and ACT

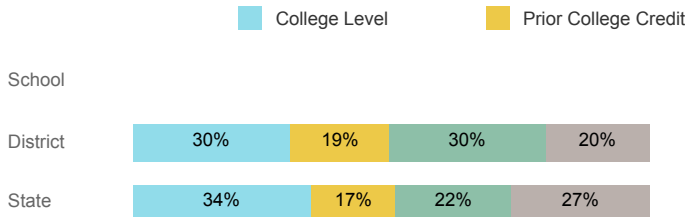
	School	District	State
Graduates	6	240	40,099
% Enrolled 1st Year	0.0%	51.7%	45.5%
Applied for Regents' Scholarship	0	42	5,522
Awarded Regents' Scholarship	0	28	3,774
Avg. ACT Composite Score	16	20	21
Took ACT Test	3	226	37,614
% ACT College Math Ready ( $\geq 22$ )	0.0%	34.5%	38.7%
% ACT College English Ready ( $\geq 18$ )	0.0%	50.4%	61.2%

USHE Student Information

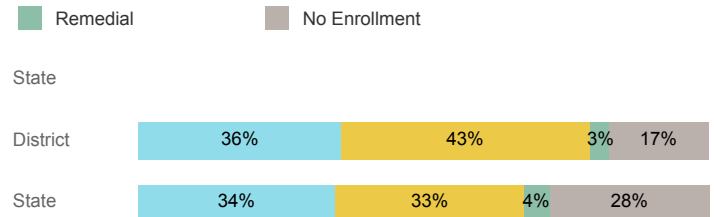
	School	District	State
Enrolled 1st Year	0	115	15,360
Avg. 1st Year GPA		2.66	2.62
% Pell Eligible		50.4%	34.1%
% Returned Spring Semester		76.0%	80.5%
% with 30 Credits 1st Year		33.7%	27.6%
Avg. ACT Composite Score		20	22
Took ACT Test	0	115	15,180
% ACT College Math Ready ( $\geq 22$ )		40.0%	48.1%
% ACT College English Ready ( $\geq 18$ )		57.4%	74.7%

College Performance Measures for USHE Students

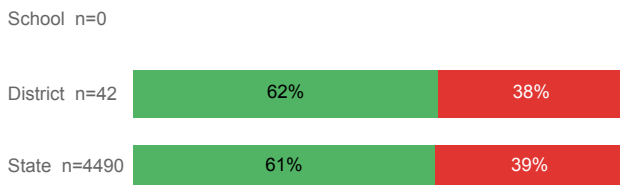
Students Taking Math by Highest Level Attempted



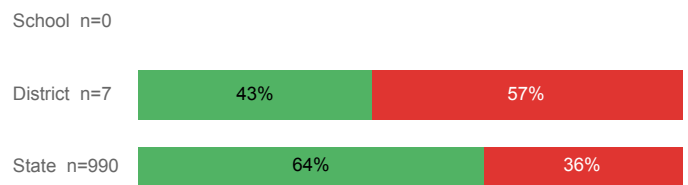
Students Taking English by Highest Level Attempted



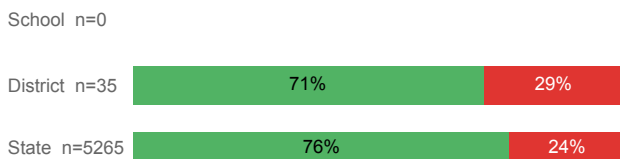
% Earning C or Higher in Remedial Math ( $\leq 1010$ )



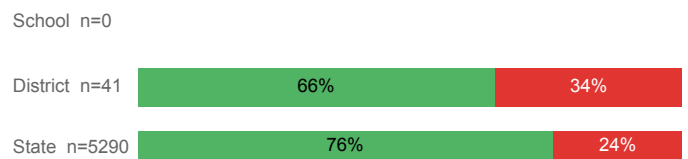
% Earning C or Higher in Remedial English ( $< 1000$ )



% Earning C or Higher in College Math ( $\geq 1030$ )



% Earning C or Higher in College English ( $\geq 1010$ )



For additional information regarding this report, its source data, and the reported measures, please consult the accompanying data definitions.

Prepared by Utah System of Higher Education  
 higheredutah.org Published Jan. 2019.