

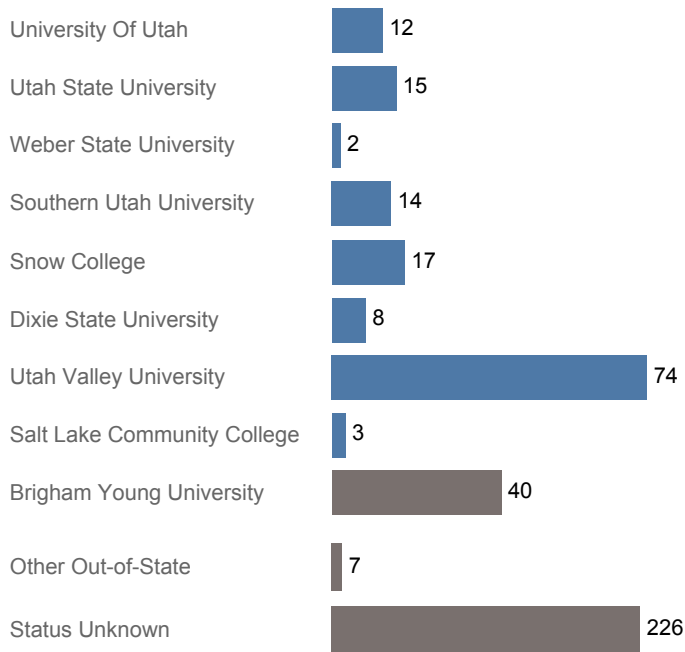


Utah System of Higher Education (USHE) High School Feedback Report

High School Graduating Class of 2017

Springville High, Nebo District

First Year Enrollments (2017-2018)



May include individual student enrollments at multiple institutions.

High School Graduates, Scholarships, and ACT

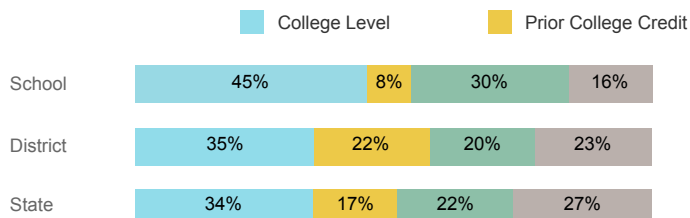
	School	District	State
Graduates	415	2,280	40,099
% Enrolled 1st Year	45.5%	39.4%	45.5%
Applied for Regents' Scholarship	109	439	5,522
Awarded Regents' Scholarship	75	313	3,774
Avg. ACT Composite Score	21	20	21
Took ACT Test	407	2,177	37,614
% ACT College Math Ready (≥ 22)	43.7%	36.0%	38.7%
% ACT College English Ready (≥ 18)	64.1%	57.8%	61.2%

USHE Student Information

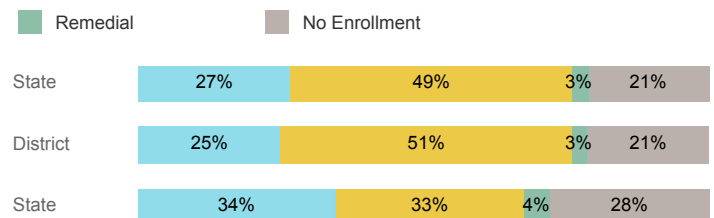
	School	District	State
Enrolled 1st Year	142	739	15,360
Avg. 1st Year GPA	2.72	2.69	2.62
% Pell Eligible	31.7%	30.9%	34.1%
% Returned Spring Semester	85.7%	78.5%	80.5%
% with 30 Credits 1st Year	33.3%	29.0%	27.6%
Avg. ACT Composite Score	21	21	22
Took ACT Test	142	738	15,180
% ACT College Math Ready (≥ 22)	45.1%	42.7%	48.1%
% ACT College English Ready (≥ 18)	74.6%	71.7%	74.7%

College Performance Measures for USHE Students

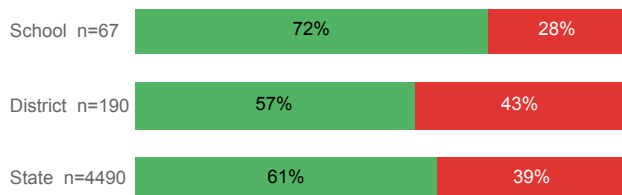
Students Taking Math by Highest Level Attempted



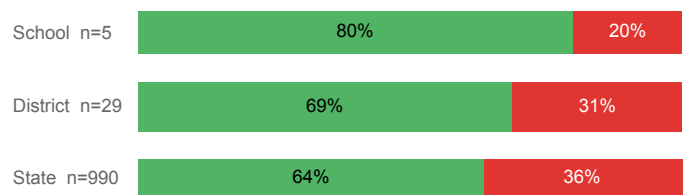
Students Taking English by Highest Level Attempted



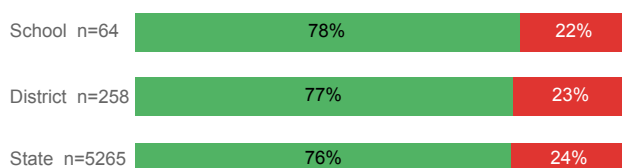
% Earning C or Higher in Remedial Math (≤ 1010)



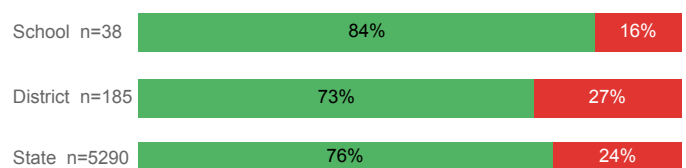
% Earning C or Higher in Remedial English (< 1000)



% Earning C or Higher in College Math (≥ 1030)



% Earning C or Higher in College English (≥ 1010)



For additional information regarding this report, its source data, and the reported measures, please consult the accompanying data definitions.

Prepared by Utah System of Higher Education
highereducation.org Published Jan. 2019.