

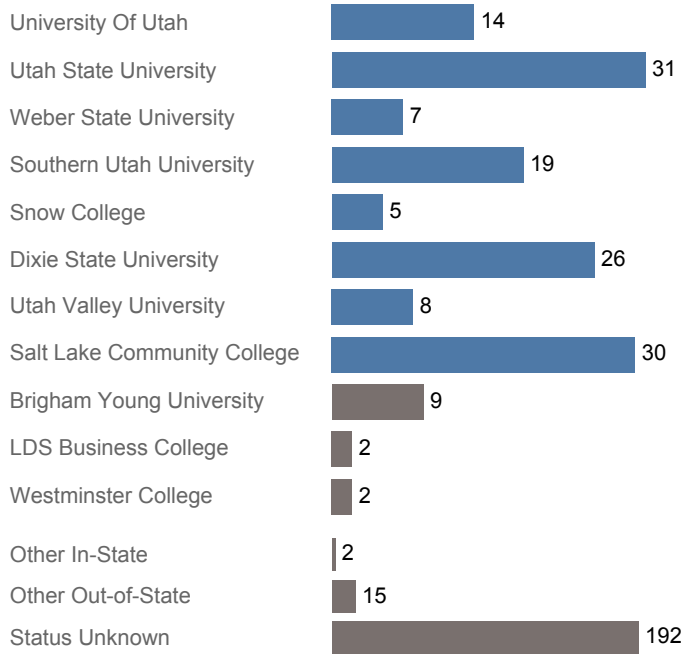


Utah System of Higher Education (USHE) High School Feedback Report

High School Graduating Class of 2017

Stansbury High, Tooele District

First Year Enrollments (2017-2018)



May include individual student enrollments at multiple institutions.

High School Graduates, Scholarships, and ACT

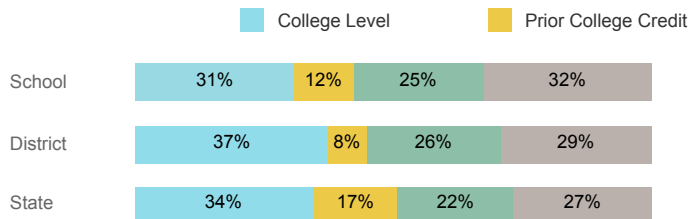
	School	District	State
Graduates	360	904	40,099
% Enrolled 1st Year	46.7%	41.5%	45.5%
Applied for Regents' Scholarship	84	161	5,522
Awarded Regents' Scholarship	57	106	3,774
Avg. ACT Composite Score	21	20	21
Took ACT Test	351	854	37,614
% ACT College Math Ready (≥ 22)	34.2%	28.3%	38.7%
% ACT College English Ready (≥ 18)	66.7%	59.4%	61.2%

USHE Student Information

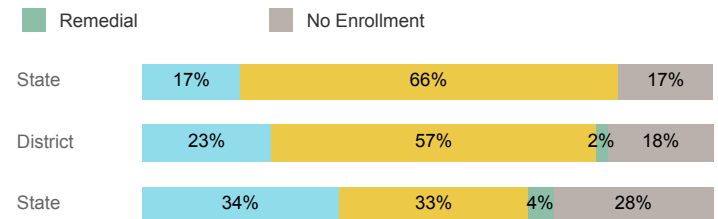
	School	District	State
Enrolled 1st Year	139	319	15,360
Avg. 1st Year GPA	2.68	2.66	2.62
% Pell Eligible	20.9%	27.3%	34.1%
% Returned Spring Semester	79.2%	80.9%	80.5%
% with 30 Credits 1st Year	36.0%	37.2%	27.6%
Avg. ACT Composite Score	22	22	22
Took ACT Test	139	319	15,180
% ACT College Math Ready (≥ 22)	41.0%	37.9%	48.1%
% ACT College English Ready (≥ 18)	80.6%	80.3%	74.7%

College Performance Measures for USHE Students

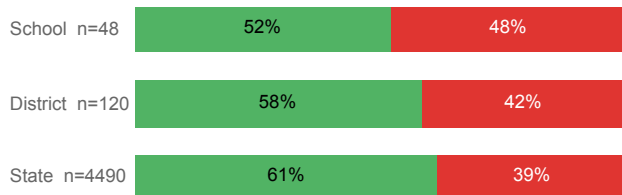
Students Taking Math by Highest Level Attempted



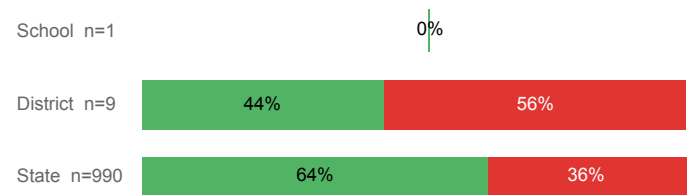
Students Taking English by Highest Level Attempted



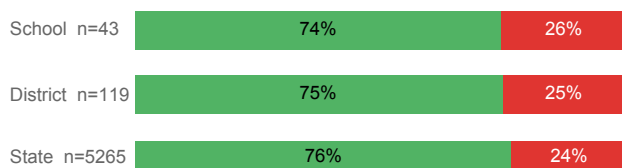
% Earning C or Higher in Remedial Math (≤ 1010)



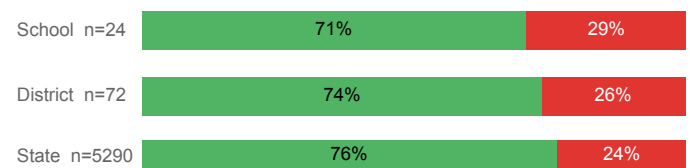
% Earning C or Higher in Remedial English (< 1000)



% Earning C or Higher in College Math (≥ 1030)



% Earning C or Higher in College English (≥ 1010)



For additional information regarding this report, its source data, and the reported measures, please consult the accompanying data definitions.

Prepared by Utah System of Higher Education
highereducation.org Published Jan. 2019.