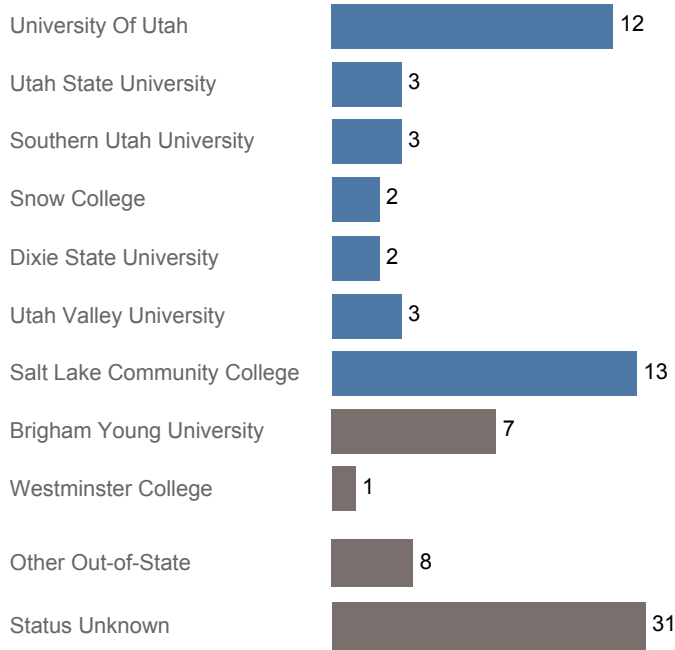




**Utah System of Higher Education (USHE) High School Feedback Report  
High School Graduating Class of 2017  
Summit Academy High School, Charter District**

**First Year Enrollments (2017-2018)**



May include individual student enrollments at multiple institutions.

**High School Graduates, Scholarships, and ACT**

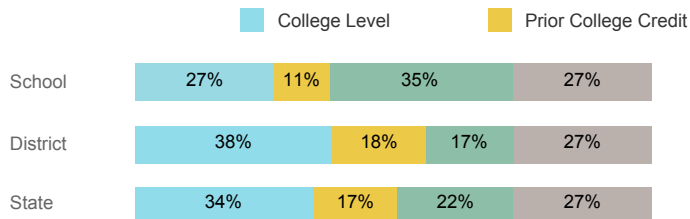
	School	District	State
Graduates	85	2,554	40,099
% Enrolled 1st Year	63.5%	47.2%	45.5%
Applied for Regents' Scholarship	14	136	5,522
Awarded Regents' Scholarship	11	73	3,774
Avg. ACT Composite Score	21	22	21
Took ACT Test	81	2,301	37,614
% ACT College Math Ready (≥ 22)	32.1%	43.9%	38.7%
% ACT College English Ready (≥ 18)	66.7%	68.7%	61.2%

**USHE Student Information**

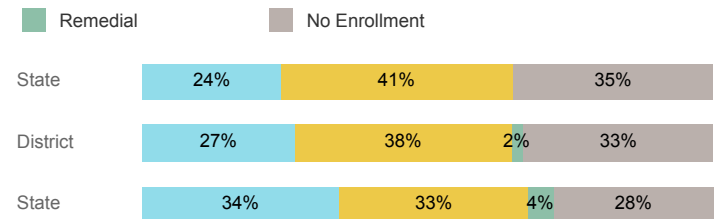
	School	District	State
Enrolled 1st Year	37	1,003	15,360
Avg. 1st Year GPA	2.94	2.52	2.62
% Pell Eligible	21.6%	39.1%	34.1%
% Returned Spring Semester	88.6%	81.0%	80.5%
% with 30 Credits 1st Year	22.9%	25.8%	27.6%
Avg. ACT Composite Score	21	23	22
Took ACT Test	36	982	15,180
% ACT College Math Ready (≥ 22)	27.8%	54.5%	48.1%
% ACT College English Ready (≥ 18)	66.7%	80.5%	74.7%

**College Performance Measures for USHE Students**

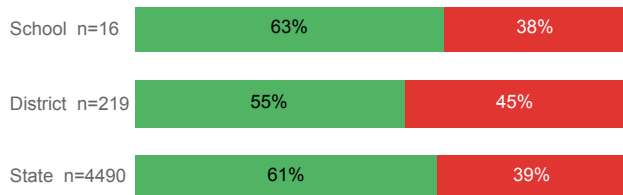
**Students Taking Math by Highest Level Attempted**



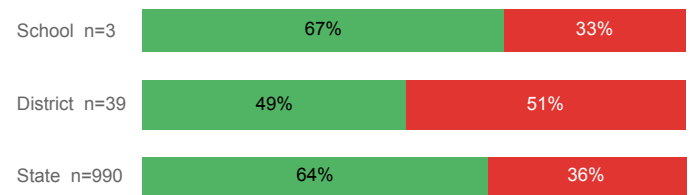
**Students Taking English by Highest Level Attempted**



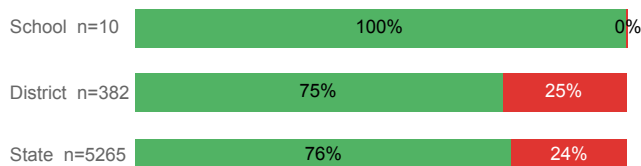
**% Earning C or Higher in Remedial Math (≤ 1010)**



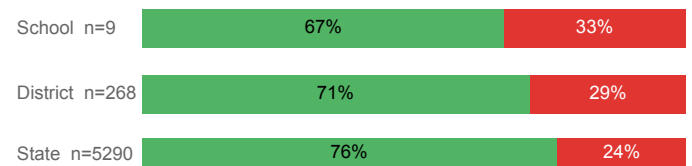
**% Earning C or Higher in Remedial English (< 1000)**



**% Earning C or Higher in College Math (≥ 1030)**



**% Earning C or Higher in College English (≥ 1010)**



For additional information regarding this report, its source data, and the reported measures, please consult the accompanying data definitions.

Prepared by Utah System of Higher Education  
highereducation.org Published Jan. 2019.