

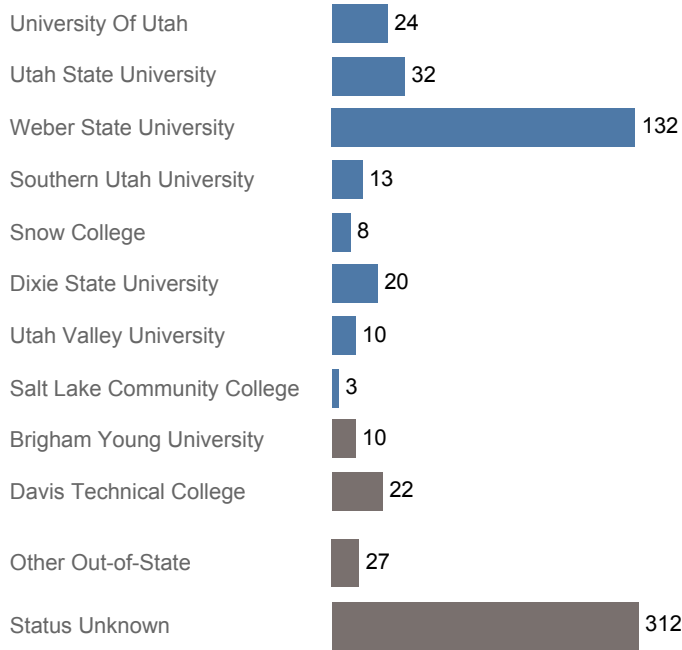


Utah System of Higher Education (USHE) High School Feedback Report

High School Graduating Class of 2017

Syracuse High, Davis District

First Year Enrollments (2017-2018)



May include individual student enrollments at multiple institutions.

High School Graduates, Scholarships, and ACT

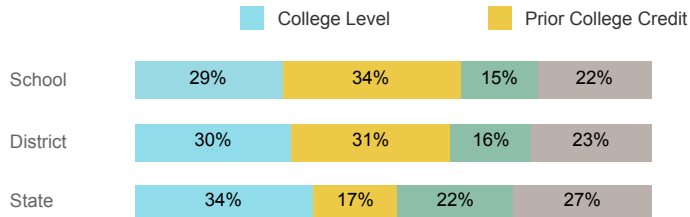
	School	District	State
Graduates	599	4,719	40,099
% Enrolled 1st Year	48.1%	49.1%	45.5%
Applied for Regents' Scholarship	69	681	5,522
Awarded Regents' Scholarship	47	515	3,774
Avg. ACT Composite Score	21	22	21
Took ACT Test	574	4,500	37,614
% ACT College Math Ready (≥ 22)	39.0%	46.8%	38.7%
% ACT College English Ready (≥ 18)	63.9%	68.4%	61.2%

USHE Student Information

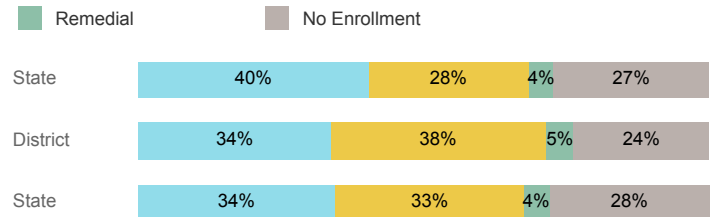
	School	District	State
Enrolled 1st Year	242	1,841	15,360
Avg. 1st Year GPA	2.64	2.77	2.62
% Pell Eligible	32.2%	24.1%	34.1%
% Returned Spring Semester	81.1%	82.5%	80.5%
% with 30 Credits 1st Year	27.2%	28.6%	27.6%
Avg. ACT Composite Score	22	23	22
Took ACT Test	242	1,832	15,180
% ACT College Math Ready (≥ 22)	46.3%	54.6%	48.1%
% ACT College English Ready (≥ 18)	76.0%	79.4%	74.7%

College Performance Measures for USHE Students

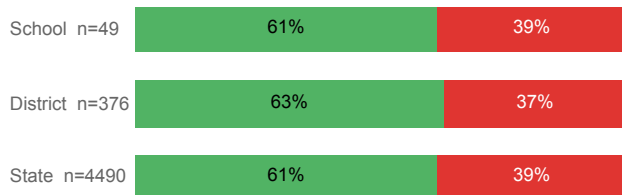
Students Taking Math by Highest Level Attempted



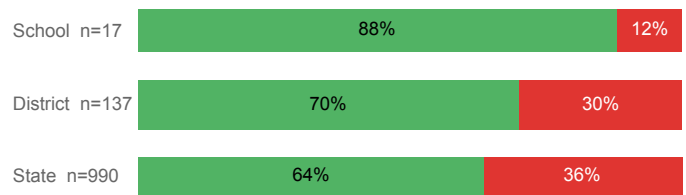
Students Taking English by Highest Level Attempted



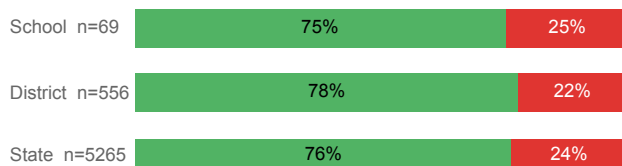
% Earning C or Higher in Remedial Math (≤ 1010)



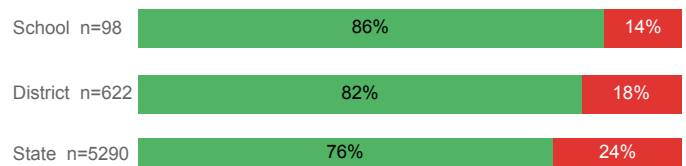
% Earning C or Higher in Remedial English (< 1000)



% Earning C or Higher in College Math (≥ 1030)



% Earning C or Higher in College English (≥ 1010)



For additional information regarding this report, its source data, and the reported measures, please consult the accompanying data definitions.

Prepared by Utah System of Higher Education
higheredutah.org Published Jan. 2019.