

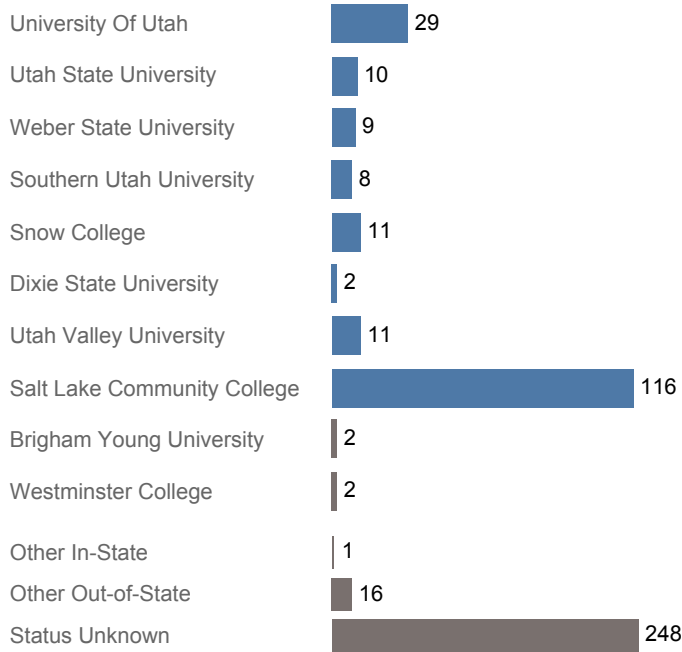


Utah System of Higher Education (USHE) High School Feedback Report

High School Graduating Class of 2017

Taylorsville High, Granite District

First Year Enrollments (2017-2018)



May include individual student enrollments at multiple institutions.

High School Graduates, Scholarships, and ACT

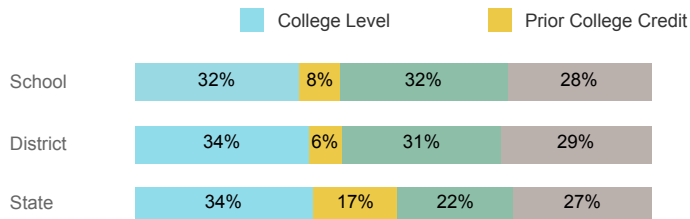
| | School | District | State |
|------------------------------------|--------|----------|--------|
| Graduates | 458 | 3,929 | 40,099 |
| % Enrolled 1st Year | 46.1% | 46.0% | 45.5% |
| Applied for Regents' Scholarship | 65 | 462 | 5,522 |
| Awarded Regents' Scholarship | 43 | 257 | 3,774 |
| Avg. ACT Composite Score | 19 | 19 | 21 |
| Took ACT Test | 430 | 3,665 | 37,614 |
| % ACT College Math Ready (≥ 22) | 24.9% | 28.5% | 38.7% |
| % ACT College English Ready (≥ 18) | 50.2% | 50.8% | 61.2% |

USHE Student Information

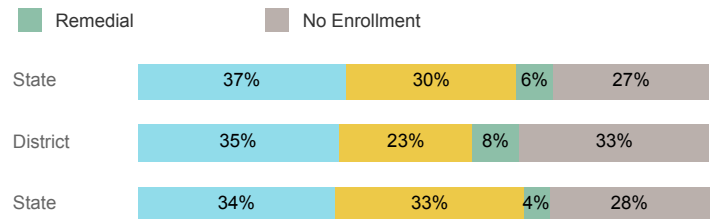
| | School | District | State |
|------------------------------------|--------|----------|--------|
| Enrolled 1st Year | 186 | 1,547 | 15,360 |
| Avg. 1st Year GPA | 2.34 | 2.41 | 2.62 |
| % Pell Eligible | 53.8% | 44.5% | 34.1% |
| % Returned Spring Semester | 78.7% | 80.2% | 80.5% |
| % with 30 Credits 1st Year | 23.1% | 20.0% | 27.6% |
| Avg. ACT Composite Score | 21 | 21 | 22 |
| Took ACT Test | 182 | 1,512 | 15,180 |
| % ACT College Math Ready (≥ 22) | 33.0% | 37.2% | 48.1% |
| % ACT College English Ready (≥ 18) | 64.3% | 63.8% | 74.7% |

College Performance Measures for USHE Students

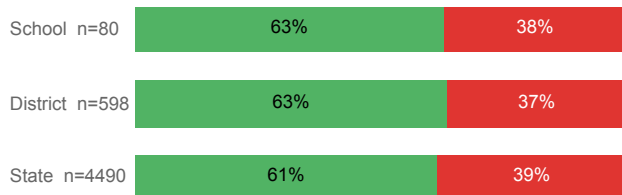
Students Taking Math by Highest Level Attempted



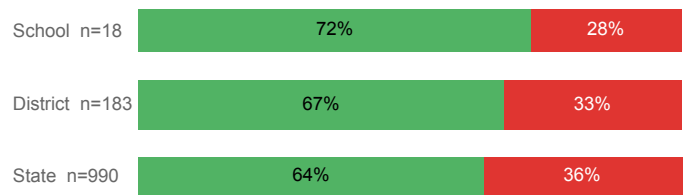
Students Taking English by Highest Level Attempted



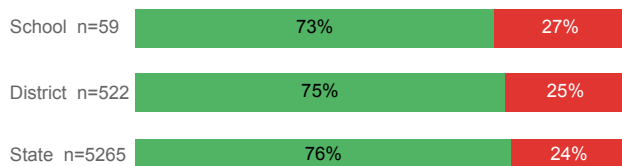
% Earning C or Higher in Remedial Math (≤ 1010)



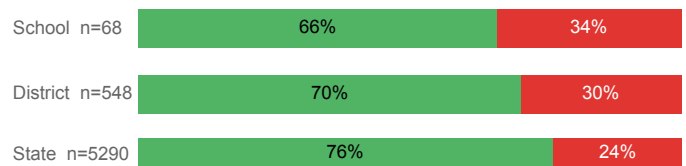
% Earning C or Higher in Remedial English (< 1000)



% Earning C or Higher in College Math (≥ 1030)



% Earning C or Higher in College English (≥ 1010)



For additional information regarding this report, its source data, and the reported measures, please consult the accompanying data definitions.

Prepared by Utah System of Higher Education
highereducation.org Published Jan. 2019.