

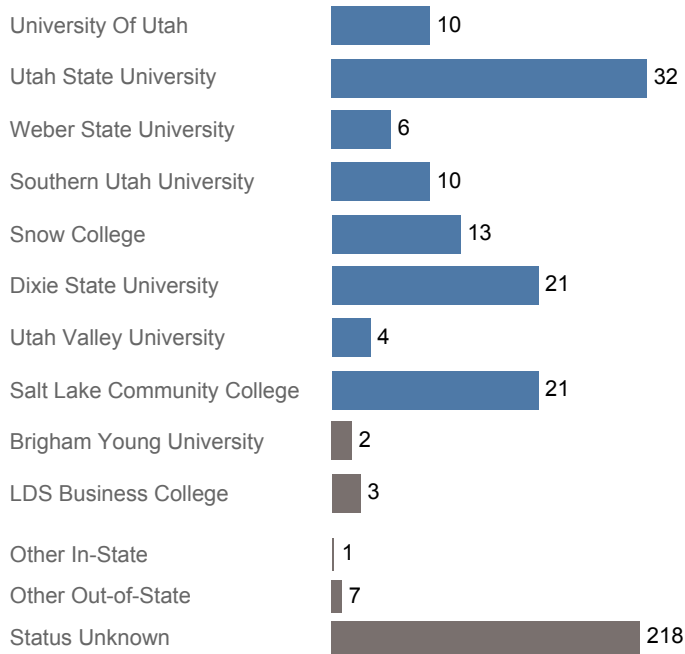


Utah System of Higher Education (USHE) High School Feedback Report

High School Graduating Class of 2017

Tooele High, Tooele District

First Year Enrollments (2017-2018)



May include individual student enrollments at multiple institutions.

High School Graduates, Scholarships, and ACT

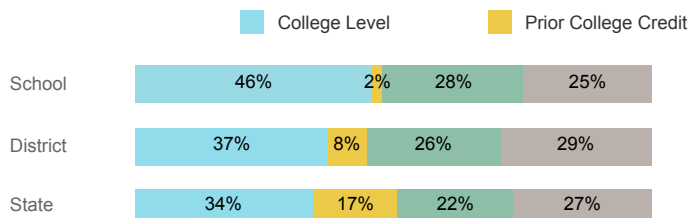
| | School | District | State |
|------------------------------------|--------|----------|--------|
| Graduates | 342 | 904 | 40,099 |
| % Enrolled 1st Year | 36.3% | 41.5% | 45.5% |
| Applied for Regents' Scholarship | 49 | 161 | 5,522 |
| Awarded Regents' Scholarship | 30 | 106 | 3,774 |
| Avg. ACT Composite Score | 19 | 20 | 21 |
| Took ACT Test | 319 | 854 | 37,614 |
| % ACT College Math Ready (≥ 22) | 22.6% | 28.3% | 38.7% |
| % ACT College English Ready (≥ 18) | 52.7% | 59.4% | 61.2% |

USHE Student Information

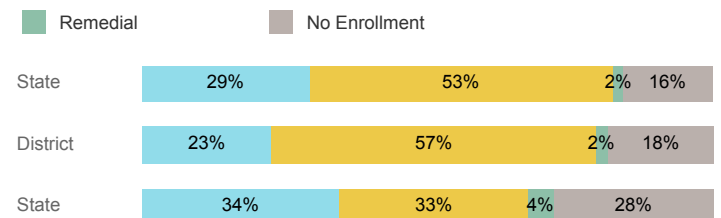
| | School | District | State |
|------------------------------------|--------|----------|--------|
| Enrolled 1st Year | 109 | 319 | 15,360 |
| Avg. 1st Year GPA | 2.67 | 2.66 | 2.62 |
| % Pell Eligible | 34.9% | 27.3% | 34.1% |
| % Returned Spring Semester | 82.8% | 80.9% | 80.5% |
| % with 30 Credits 1st Year | 40.4% | 37.2% | 27.6% |
| Avg. ACT Composite Score | 22 | 22 | 22 |
| Took ACT Test | 109 | 319 | 15,180 |
| % ACT College Math Ready (≥ 22) | 31.2% | 37.9% | 48.1% |
| % ACT College English Ready (≥ 18) | 79.8% | 80.3% | 74.7% |

College Performance Measures for USHE Students

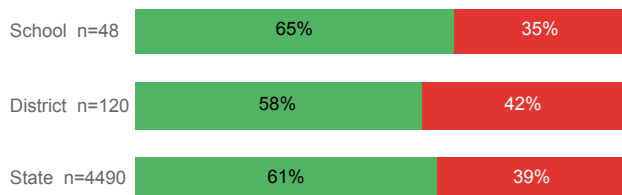
Students Taking Math by Highest Level Attempted



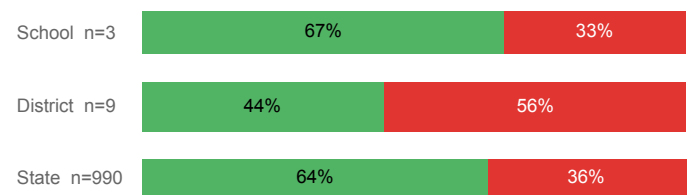
Students Taking English by Highest Level Attempted



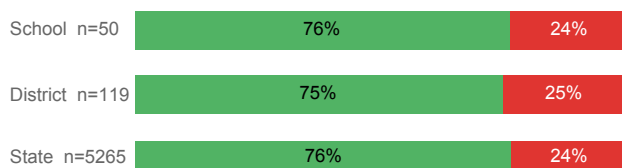
% Earning C or Higher in Remedial Math (≤ 1010)



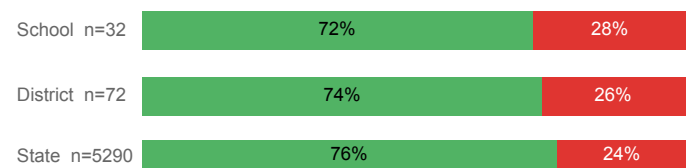
% Earning C or Higher in Remedial English (< 1000)



% Earning C or Higher in College Math (≥ 1030)



% Earning C or Higher in College English (≥ 1010)



For additional information regarding this report, its source data, and the reported measures, please consult the accompanying data definitions.

Prepared by Utah System of Higher Education
highereducat.utah.gov Published Jan. 2019.