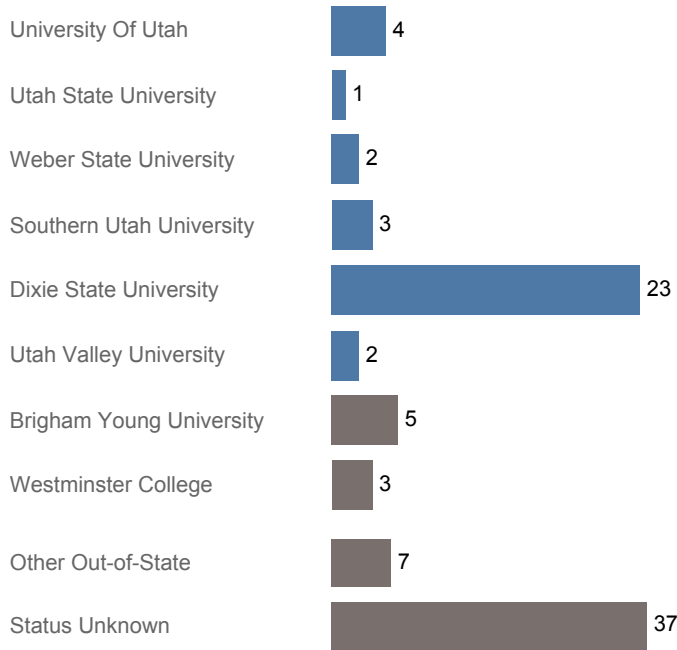




Utah System of Higher Education (USHE) High School Feedback Report High School Graduating Class of 2017 Tuacahn High School for the Performing Arts, Charter District

First Year Enrollments (2017-2018)



May include individual student enrollments at multiple institutions.

High School Graduates, Scholarships, and ACT

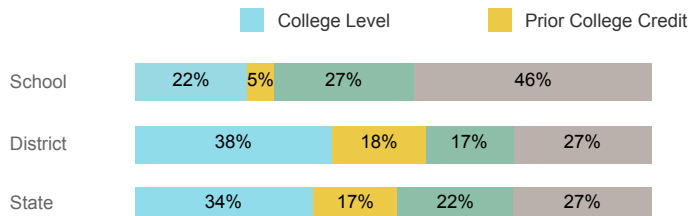
	School	District	State
Graduates	84	2,554	40,099
% Enrolled 1st Year	56.0%	47.2%	45.5%
Applied for Regents' Scholarship	2	136	5,522
Awarded Regents' Scholarship	2	73	3,774
Avg. ACT Composite Score	21	22	21
Took ACT Test	78	2,301	37,614
% ACT College Math Ready (≥ 22)	34.6%	43.9%	38.7%
% ACT College English Ready (≥ 18)	74.4%	68.7%	61.2%

USHE Student Information

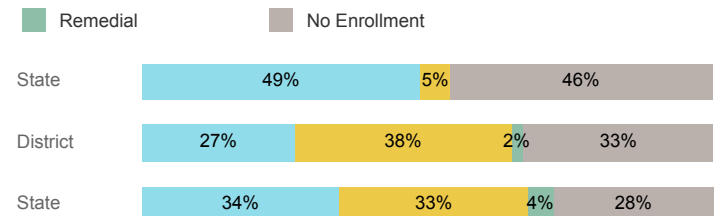
	School	District	State
Enrolled 1st Year	37	1,003	15,360
Avg. 1st Year GPA	2.60	2.52	2.62
% Pell Eligible	40.5%	39.1%	34.1%
% Returned Spring Semester	57.6%	81.0%	80.5%
% with 30 Credits 1st Year	27.3%	25.8%	27.6%
Avg. ACT Composite Score	22	23	22
Took ACT Test	36	982	15,180
% ACT College Math Ready (≥ 22)	36.1%	54.5%	48.1%
% ACT College English Ready (≥ 18)	83.3%	80.5%	74.7%

College Performance Measures for USHE Students

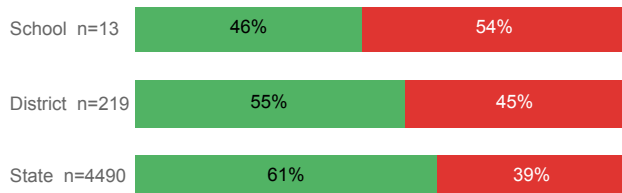
Students Taking Math by Highest Level Attempted



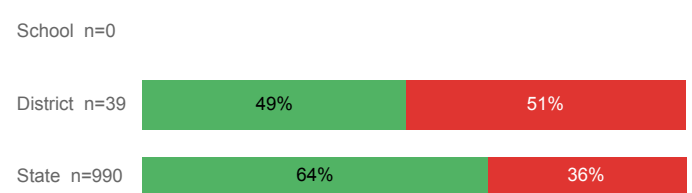
Students Taking English by Highest Level Attempted



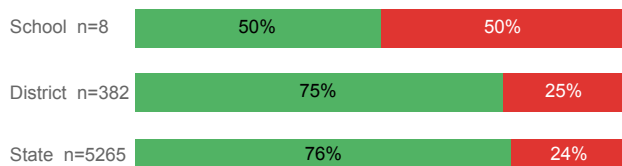
% Earning C or Higher in Remedial Math (≤ 1010)



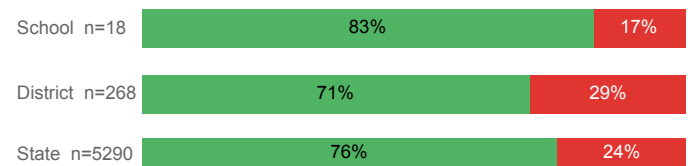
% Earning C or Higher in Remedial English (< 1000)



% Earning C or Higher in College Math (≥ 1030)



% Earning C or Higher in College English (≥ 1010)



For additional information regarding this report, its source data, and the reported measures, please consult the accompanying data definitions.

Prepared by Utah System of Higher Education
highereducat.utah.gov Published Jan. 2019.