

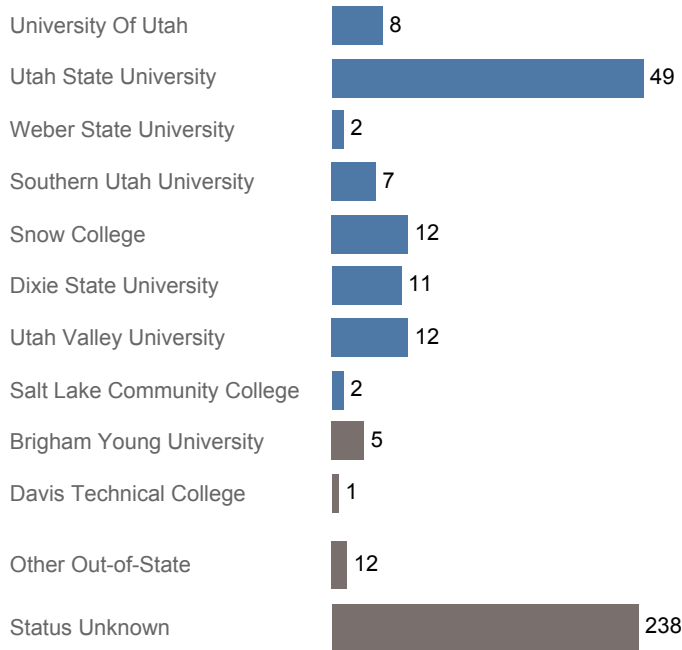


Utah System of Higher Education (USHE) High School Feedback Report

High School Graduating Class of 2017

Uintah High, Uintah District

First Year Enrollments (2017-2018)



May include individual student enrollments at multiple institutions.

High School Graduates, Scholarships, and ACT

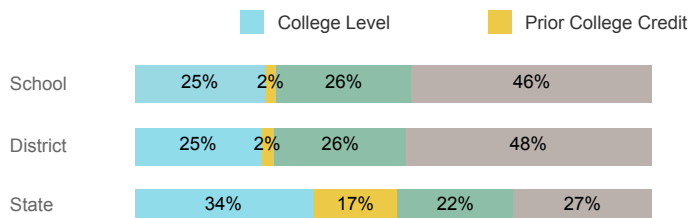
	School	District	State
Graduates	357	409	40,099
% Enrolled 1st Year	33.6%	30.6%	45.5%
Applied for Regents' Scholarship	24	24	5,522
Awarded Regents' Scholarship	14	14	3,774
Avg. ACT Composite Score	19	19	21
Took ACT Test	351	390	37,614
% ACT College Math Ready (≥ 22)	25.4%	23.6%	38.7%
% ACT College English Ready (≥ 18)	43.9%	42.8%	61.2%

USHE Student Information

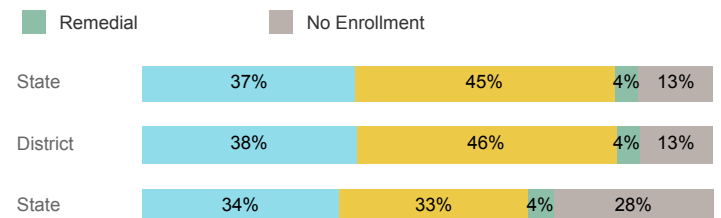
	School	District	State
Enrolled 1st Year	99	101	15,360
Avg. 1st Year GPA	2.63	2.60	2.62
% Pell Eligible	26.3%	25.7%	34.1%
% Returned Spring Semester	80.0%	79.1%	80.5%
% with 30 Credits 1st Year	22.2%	22.0%	27.6%
Avg. ACT Composite Score	20	20	22
Took ACT Test	99	101	15,180
% ACT College Math Ready (≥ 22)	34.3%	33.7%	48.1%
% ACT College English Ready (≥ 18)	61.6%	61.4%	74.7%

College Performance Measures for USHE Students

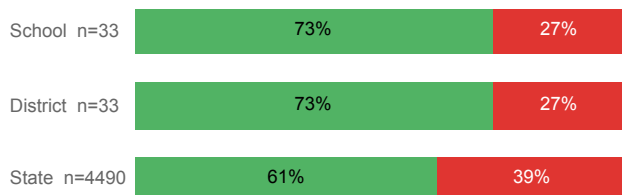
Students Taking Math by Highest Level Attempted



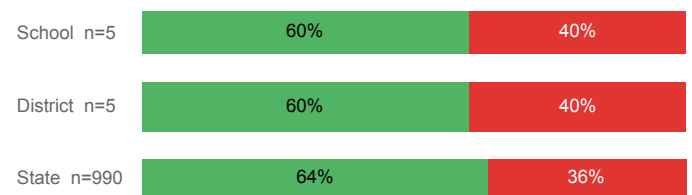
Students Taking English by Highest Level Attempted



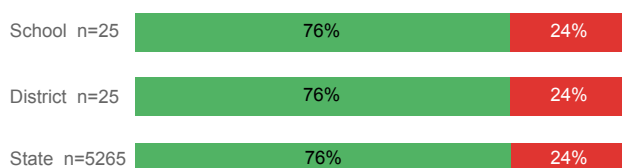
% Earning C or Higher in Remedial Math (≤ 1010)



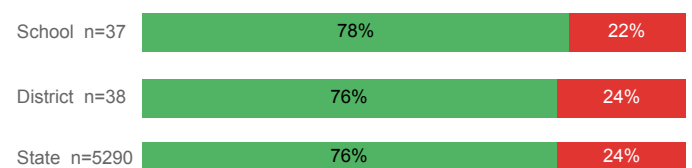
% Earning C or Higher in Remedial English (< 1000)



% Earning C or Higher in College Math (≥ 1030)



% Earning C or Higher in College English (≥ 1010)



For additional information regarding this report, its source data, and the reported measures, please consult the accompanying data definitions.

Prepared by Utah System of Higher Education
highereducutah.org Published Jan. 2019.