

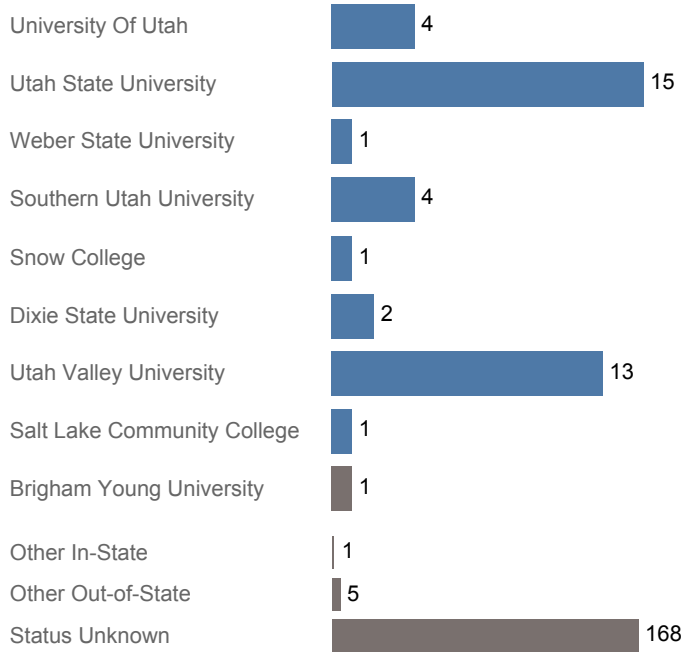


Utah System of Higher Education (USHE) High School Feedback Report

High School Graduating Class of 2017

Union High, Duchesne District

First Year Enrollments (2017-2018)



May include individual student enrollments at multiple institutions.

High School Graduates, Scholarships, and ACT

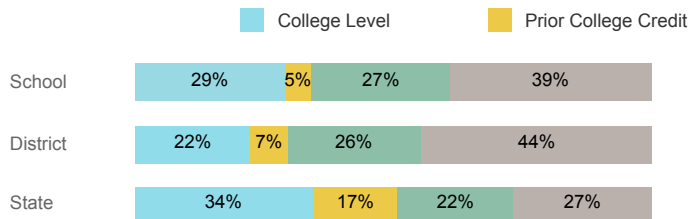
	School	District	State
Graduates	214	337	40,099
% Enrolled 1st Year	21.5%	25.2%	45.5%
Applied for Regents' Scholarship	17	18	5,522
Awarded Regents' Scholarship	5	6	3,774
Avg. ACT Composite Score	19	19	21
Took ACT Test	193	313	37,614
% ACT College Math Ready (≥ 22)	27.5%	24.6%	38.7%
% ACT College English Ready (≥ 18)	49.2%	50.2%	61.2%

USHE Student Information

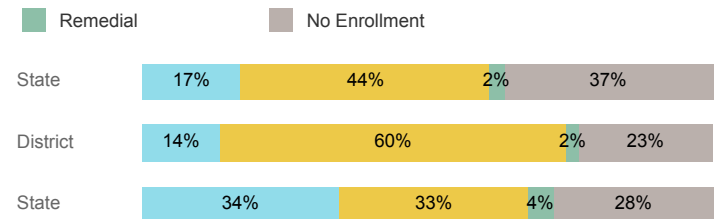
	School	District	State
Enrolled 1st Year	41	81	15,360
Avg. 1st Year GPA	2.45	2.47	2.62
% Pell Eligible	41.5%	32.1%	34.1%
% Returned Spring Semester	80.6%	76.0%	80.5%
% with 30 Credits 1st Year	22.2%	17.3%	27.6%
Avg. ACT Composite Score	22	21	22
Took ACT Test	40	80	15,180
% ACT College Math Ready (≥ 22)	47.5%	43.8%	48.1%
% ACT College English Ready (≥ 18)	75.0%	75.0%	74.7%

College Performance Measures for USHE Students

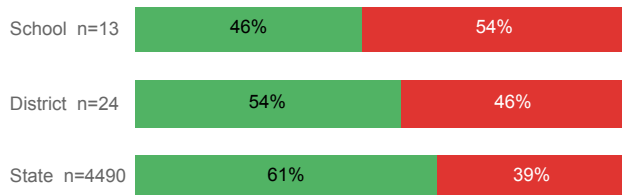
Students Taking Math by Highest Level Attempted



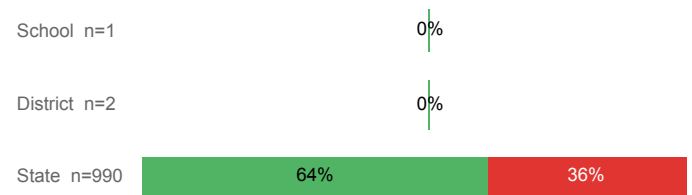
Students Taking English by Highest Level Attempted



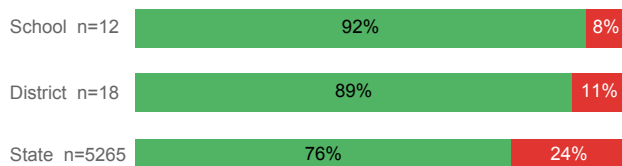
% Earning C or Higher in Remedial Math (≤ 1010)



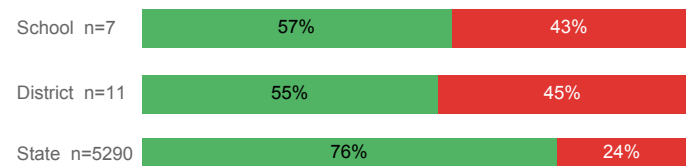
% Earning C or Higher in Remedial English (< 1000)



% Earning C or Higher in College Math (≥ 1030)



% Earning C or Higher in College English (≥ 1010)



For additional information regarding this report, its source data, and the reported measures, please consult the accompanying data definitions.

Prepared by Utah System of Higher Education
highereducation.org Published Jan. 2019.