

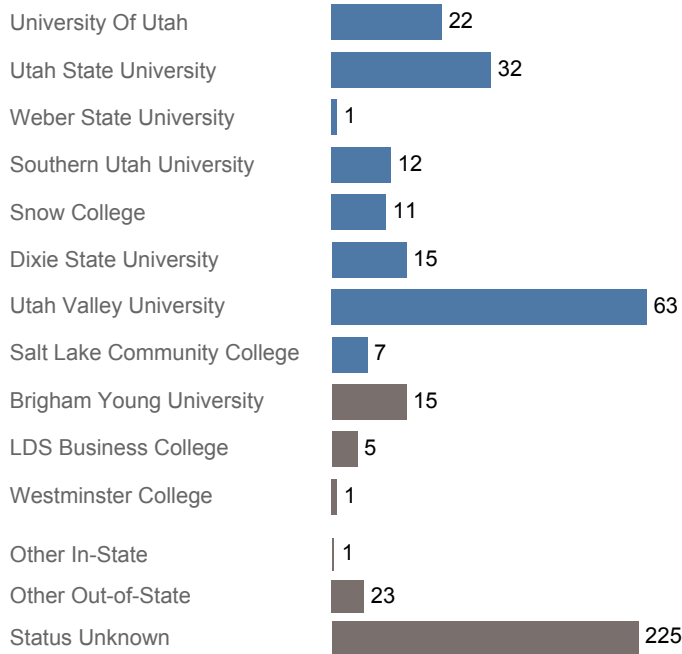


# Utah System of Higher Education (USHE) High School Feedback Report

## High School Graduating Class of 2017

### Wasatch High, Wasatch District

#### First Year Enrollments (2017-2018)



May include individual student enrollments at multiple institutions.

#### High School Graduates, Scholarships, and ACT

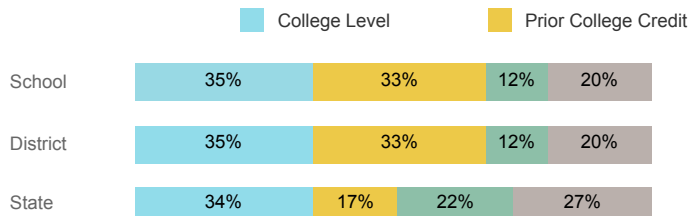
	School	District	State
Graduates	430	430	40,099
% Enrolled 1st Year	47.7%	47.7%	45.5%
Applied for Regents' Scholarship	81	81	5,522
Awarded Regents' Scholarship	50	50	3,774
Avg. ACT Composite Score	21	21	21
Took ACT Test	390	390	37,614
% ACT College Math Ready (≥ 22)	37.2%	37.2%	38.7%
% ACT College English Ready (≥ 18)	70.5%	70.5%	61.2%

#### USHE Student Information

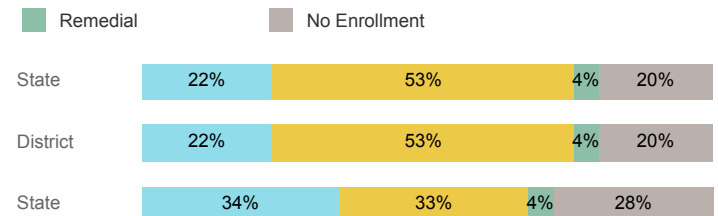
	School	District	State
Enrolled 1st Year	165	165	15,360
Avg. 1st Year GPA	2.59	2.59	2.62
% Pell Eligible	32.7%	32.7%	34.1%
% Returned Spring Semester	84.2%	84.2%	80.5%
% with 30 Credits 1st Year	28.9%	28.9%	27.6%
Avg. ACT Composite Score	22	22	22
Took ACT Test	165	165	15,180
% ACT College Math Ready (≥ 22)	41.2%	41.2%	48.1%
% ACT College English Ready (≥ 18)	78.8%	78.8%	74.7%

#### College Performance Measures for USHE Students

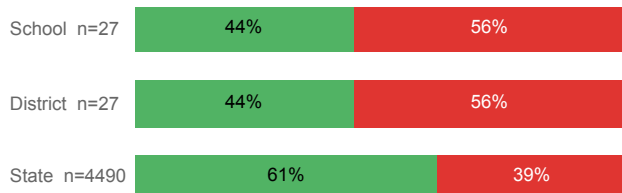
##### Students Taking Math by Highest Level Attempted



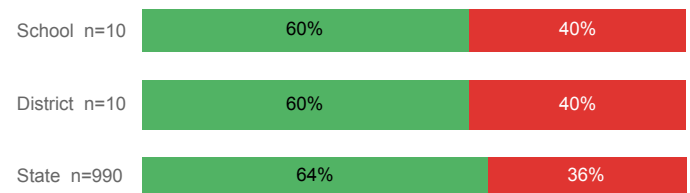
##### Students Taking English by Highest Level Attempted



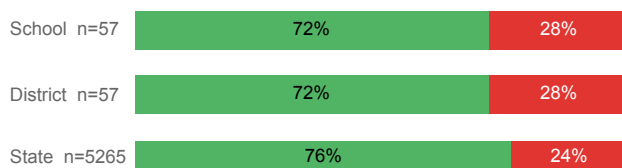
##### % Earning C or Higher in Remedial Math (≤ 1010)



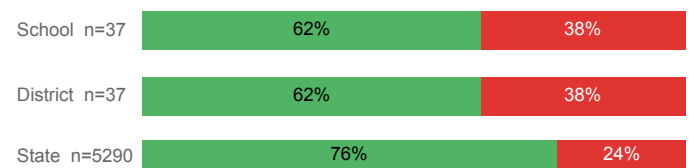
##### % Earning C or Higher in Remedial English (< 1000)



##### % Earning C or Higher in College Math (≥ 1030)



##### % Earning C or Higher in College English (≥ 1010)



For additional information regarding this report, its source data, and the reported measures, please consult the accompanying data definitions.

Prepared by Utah System of Higher Education  
highereducation.org Published Jan. 2019.