

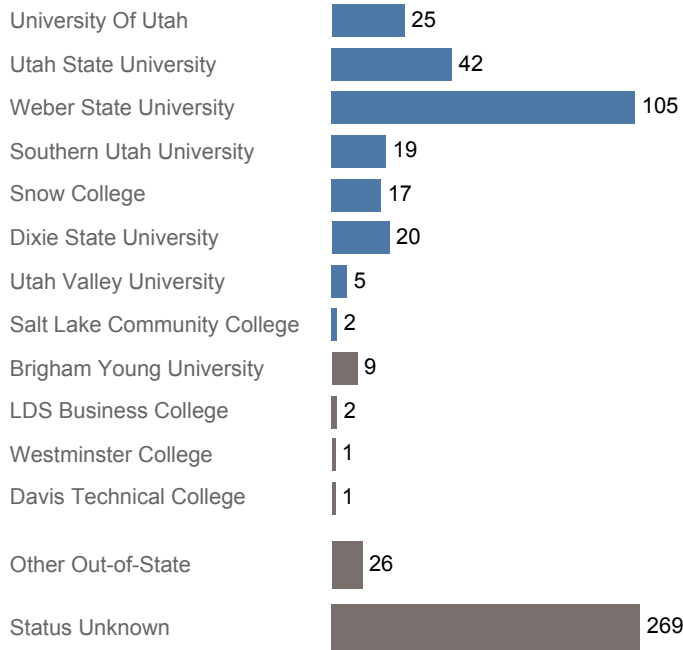


# Utah System of Higher Education (USHE) High School Feedback Report

## High School Graduating Class of 2017

### Weber High, Weber District

#### First Year Enrollments (2017-2018)



May include individual student enrollments at multiple institutions.

#### High School Graduates, Scholarships, and ACT

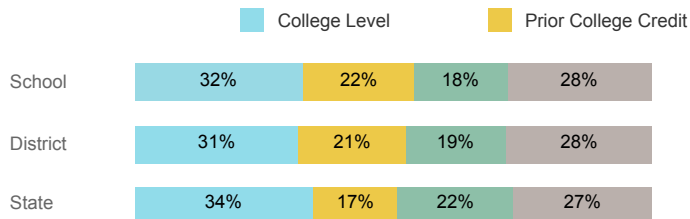
|                                    | School | District | State  |
|------------------------------------|--------|----------|--------|
| Graduates                          | 531    | 2,181    | 40,099 |
| % Enrolled 1st Year                | 49.3%  | 42.0%    | 45.5%  |
| Applied for Regents' Scholarship   | 44     | 176      | 5,522  |
| Awarded Regents' Scholarship       | 30     | 125      | 3,774  |
| Avg. ACT Composite Score           | 21     | 20       | 21     |
| Took ACT Test                      | 524    | 2,043    | 37,614 |
| % ACT College Math Ready (≥ 22)    | 41.2%  | 32.3%    | 38.7%  |
| % ACT College English Ready (≥ 18) | 66.0%  | 53.9%    | 61.2%  |

#### USHE Student Information

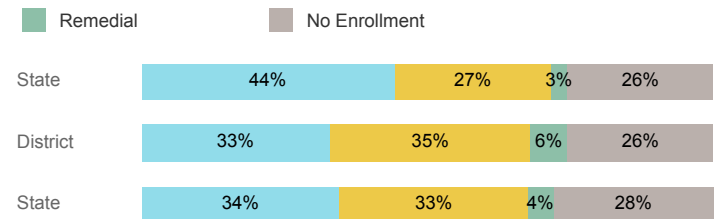
|                                    | School | District | State  |
|------------------------------------|--------|----------|--------|
| Enrolled 1st Year                  | 231    | 820      | 15,360 |
| Avg. 1st Year GPA                  | 2.86   | 2.71     | 2.62   |
| % Pell Eligible                    | 18.6%  | 25.7%    | 34.1%  |
| % Returned Spring Semester         | 85.7%  | 83.0%    | 80.5%  |
| % with 30 Credits 1st Year         | 31.9%  | 26.2%    | 27.6%  |
| Avg. ACT Composite Score           | 23     | 22       | 22     |
| Took ACT Test                      | 231    | 812      | 15,180 |
| % ACT College Math Ready (≥ 22)    | 51.9%  | 45.8%    | 48.1%  |
| % ACT College English Ready (≥ 18) | 79.7%  | 72.4%    | 74.7%  |

#### College Performance Measures for USHE Students

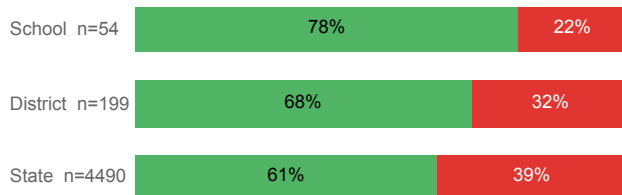
##### Students Taking Math by Highest Level Attempted



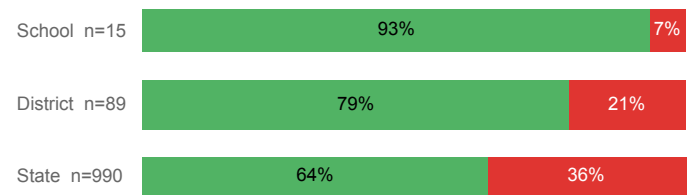
##### Students Taking English by Highest Level Attempted



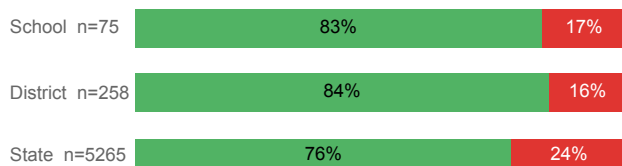
##### % Earning C or Higher in Remedial Math (≤ 1010)



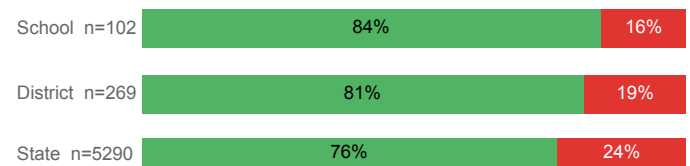
##### % Earning C or Higher in Remedial English (< 1000)



##### % Earning C or Higher in College Math (≥ 1030)



##### % Earning C or Higher in College English (≥ 1010)



For additional information regarding this report, its source data, and the reported measures, please consult the accompanying data definitions.

Prepared by Utah System of Higher Education  
highereducation.org Published Jan. 2019.