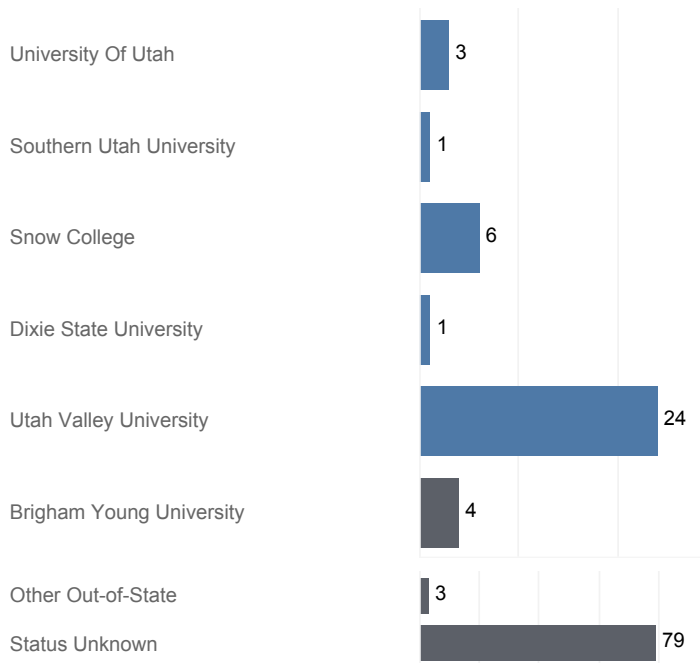




Utah System of Higher Education (USHE) High School Feedback Report High School Graduating Class of 2016 American Leadership Academy, Charter School District School District

Fall 2016 Enrollments



May include individual student enrollments at multiple institutions.

High School Graduates, Scholarships, and ACT

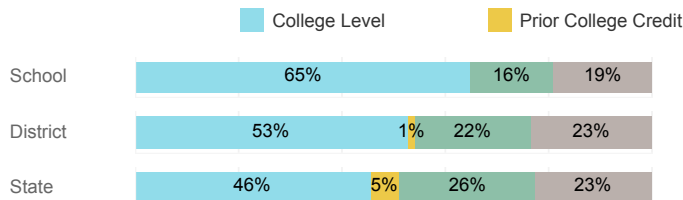
	School	District	State
Graduates	119	2,447	38,326
% Enrolled Fall 2016	33.6%	40.8%	41.0%
Applied for Regents' Scholarship	2	97	4,690
Awarded Regents' Scholarship	2	54	3,245
Avg. ACT Composite Score	21	21	21
Took ACT Test	100	2,178	35,851
% ACT College Math Ready (≥ 22)	38.0%	40.5%	38.1%
% ACT College English Ready (≥ 18)	67.0%	66.5%	61.7%

USHE Student Information

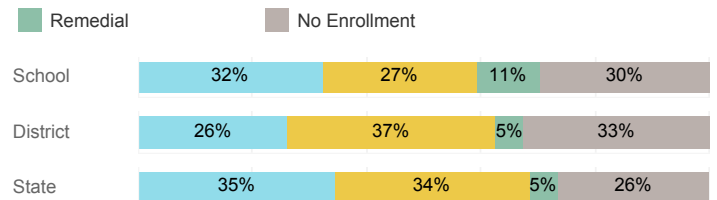
	School	District	State
Number Enrolled Fall	37	849	13,374
Avg. Fall Semester GPA	2.61	2.59	2.71
% Pell Eligible	35.1%	35.9%	32.0%
% Returned Spring Semester	70.3%	79.7%	79.8%
% with 30 Credits 1st Year	24.3%	26.1%	27.6%
Avg. ACT Composite Score	20	23	22
Took ACT Test	36	834	13,255
% ACT College Math Ready (≥ 22)	37.8%	51.8%	47.0%
% ACT College English Ready (≥ 18)	70.3%	79.9%	75.0%

College Performance Measures for USHE Students

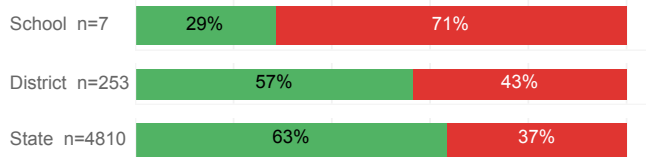
Students Taking Math by Highest Level Attempted



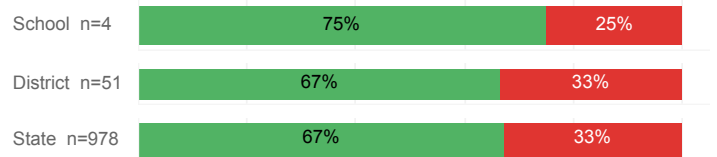
Students Taking English by Highest Level Attempted



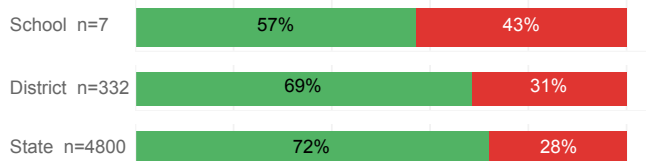
% Earning C or Higher in Remedial Math (≤ 1010)



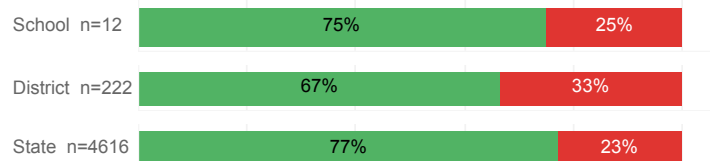
% Earning C or Higher in Remedial English (< 1000)



% Earning C or Higher in College Math (≥ 1030)



% Earning C or Higher in College English (≥ 1010)



For additional information regarding this report, its source data, and the reported measures, please consult the accompanying data definitions.

Prepared by Utah System of Higher Education
highereduc.utah.gov Published Nov. 2017.