

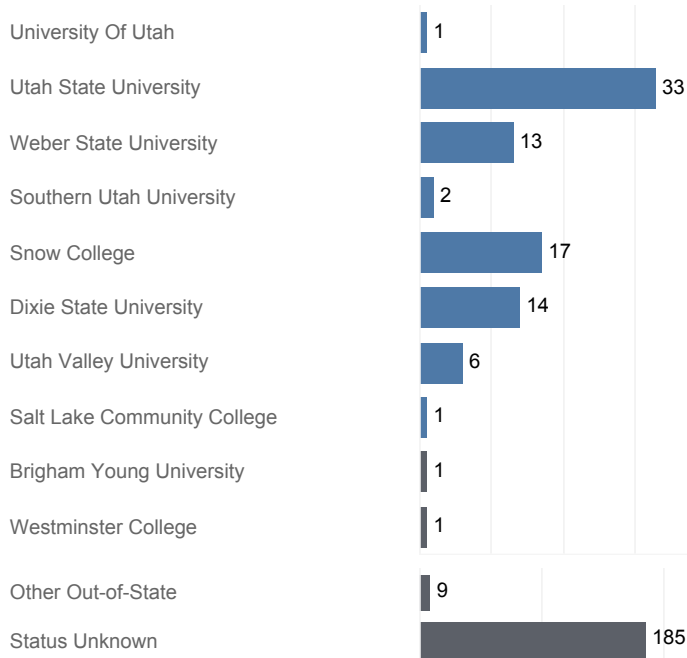


Utah System of Higher Education (USHE) High School Feedback Report

High School Graduating Class of 2016

Bear River High, Box Elder District School District

Fall 2016 Enrollments



May include individual student enrollments at multiple institutions.

High School Graduates, Scholarships, and ACT

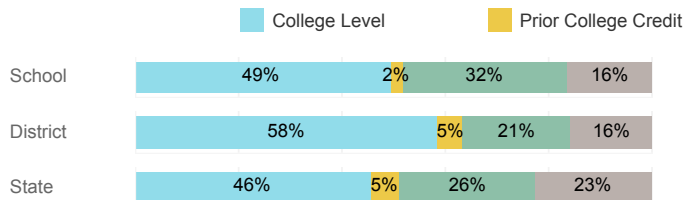
	School	District	State
Graduates	279	743	38,326
% Enrolled Fall 2016	33.7%	31.4%	41.0%
Applied for Regents' Scholarship	40	132	4,690
Awarded Regents' Scholarship	28	86	3,245
Avg. ACT Composite Score	20	20	21
Took ACT Test	270	697	35,851
% ACT College Math Ready (≥ 22)	29.6%	34.4%	38.1%
% ACT College English Ready (≥ 18)	55.9%	56.7%	61.7%

USHE Student Information

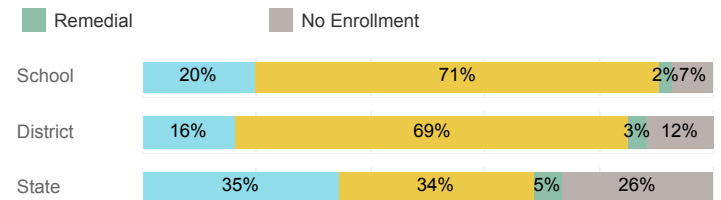
	School	District	State
Number Enrolled Fall	85	216	13,374
Avg. Fall Semester GPA	2.74	2.91	2.71
% Pell Eligible	30.6%	31.9%	32.0%
% Returned Spring Semester	80.0%	79.2%	79.8%
% with 30 Credits 1st Year	38.8%	37.0%	27.6%
Avg. ACT Composite Score	23	23	22
Took ACT Test	83	215	13,255
% ACT College Math Ready (≥ 22)	52.9%	56.3%	47.0%
% ACT College English Ready (≥ 18)	81.2%	81.4%	75.0%

College Performance Measures for USHE Students

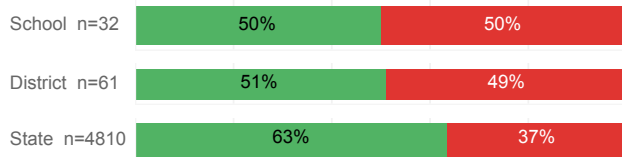
Students Taking Math by Highest Level Attempted



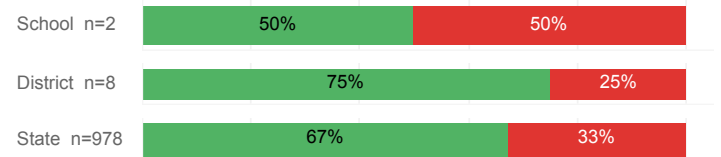
Students Taking English by Highest Level Attempted



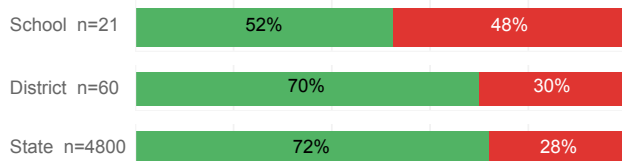
% Earning C or Higher in Remedial Math (≤ 1010)



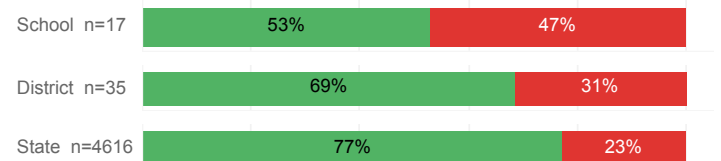
% Earning C or Higher in Remedial English (< 1000)



% Earning C or Higher in College Math (≥ 1030)



% Earning C or Higher in College English (≥ 1010)



For additional information regarding this report, its source data, and the reported measures, please consult the accompanying data definitions.

Prepared by Utah System of Higher Education
highereducat.org Published Nov. 2017.