

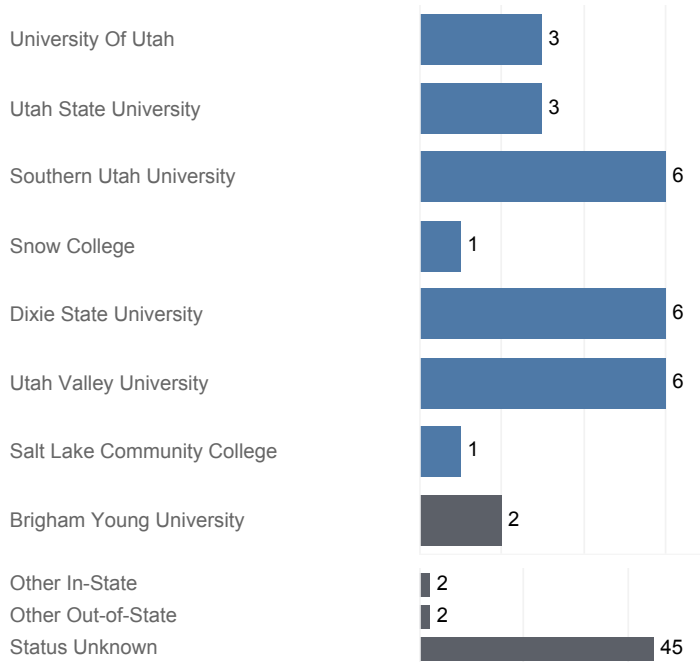


# Utah System of Higher Education (USHE) High School Feedback Report

## High School Graduating Class of 2016

### Beaver High, Beaver District School District

#### Fall 2016 Enrollments



May include individual student enrollments at multiple institutions.

#### High School Graduates, Scholarships, and ACT

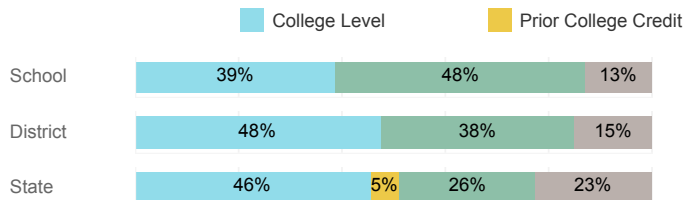
	School	District	State
Graduates	71	101	38,326
% Enrolled Fall 2016	36.6%	34.7%	41.0%
Applied for Regents' Scholarship	1	1	4,690
Awarded Regents' Scholarship	1	1	3,245
Avg. ACT Composite Score	21	20	21
Took ACT Test	68	98	35,851
% ACT College Math Ready ( $\geq 22$ )	30.9%	26.5%	38.1%
% ACT College English Ready ( $\geq 18$ )	55.9%	52.0%	61.7%

#### USHE Student Information

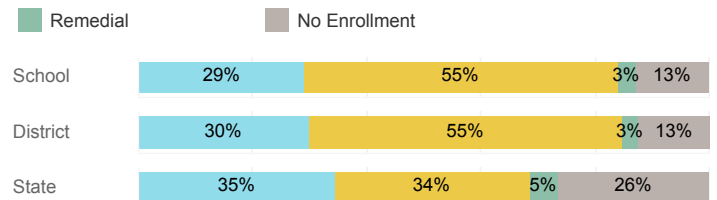
	School	District	State
Number Enrolled Fall	31	40	13,374
Avg. Fall Semester GPA	2.95	2.84	2.71
% Pell Eligible	48.4%	47.5%	32.0%
% Returned Spring Semester	77.4%	75.0%	79.8%
% with 30 Credits 1st Year	48.4%	50.0%	27.6%
Avg. ACT Composite Score	21	21	22
Took ACT Test	31	40	13,255
% ACT College Math Ready ( $\geq 22$ )	38.7%	37.5%	47.0%
% ACT College English Ready ( $\geq 18$ )	64.5%	67.5%	75.0%

#### College Performance Measures for USHE Students

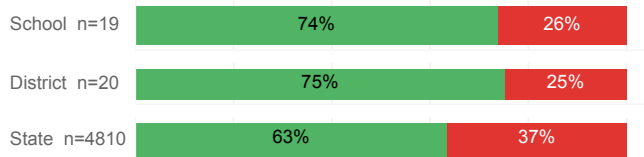
##### Students Taking Math by Highest Level Attempted



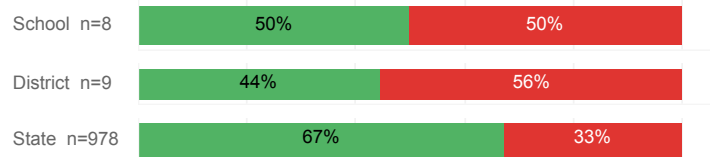
##### Students Taking English by Highest Level Attempted



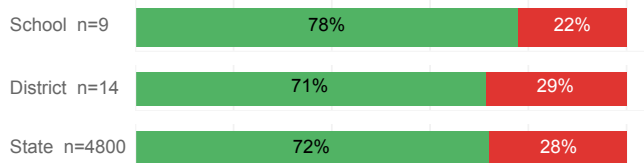
##### % Earning C or Higher in Remedial Math ( $\leq 1010$ )



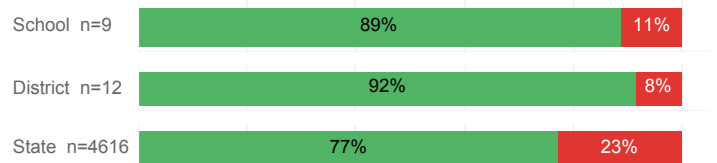
##### % Earning C or Higher in Remedial English ( $< 1000$ )



##### % Earning C or Higher in College Math ( $\geq 1030$ )



##### % Earning C or Higher in College English ( $\geq 1010$ )



For additional information regarding this report, its source data, and the reported measures, please consult the accompanying data definitions.

Prepared by Utah System of Higher Education  
highereducat.org Published Nov. 2017.