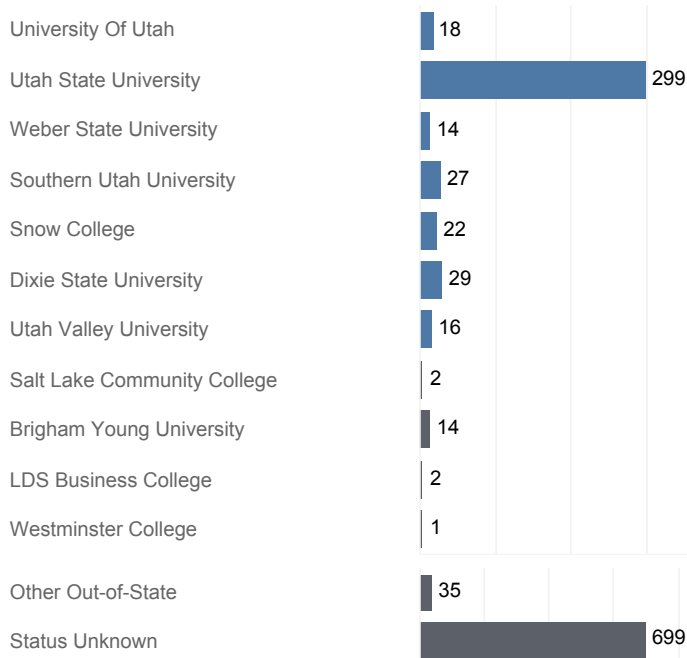




# Utah System of Higher Education (USHE) High School Feedback Report High School Graduating Class of 2016 Cache District

## Fall 2016 Enrollments



May include individual student enrollments at multiple institutions.

## High School Graduates, Scholarships, and ACT

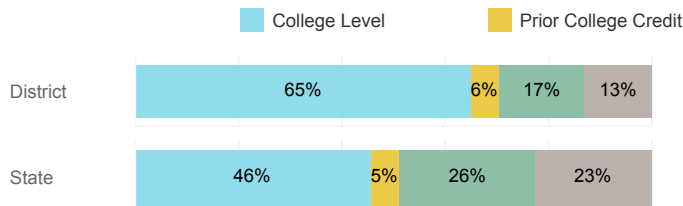
	District	State
<b>Graduates</b>	1,145	38,326
<b>% Enrolled Fall 2016</b>	39.0%	41.0%
<b>Applied for Regents' Scholarship</b>	260	4,690
<b>Awarded Regents' Scholarship</b>	205	3,245
<b>Avg. ACT Composite Score</b>	22	21
<b>Took ACT Test</b>	1,112	35,851
<b>% ACT College Math Ready (<math>\geq 22</math>)</b>	50.4%	38.1%
<b>% ACT College English Ready (<math>\geq 18</math>)</b>	69.0%	61.7%

## USHE Student Information

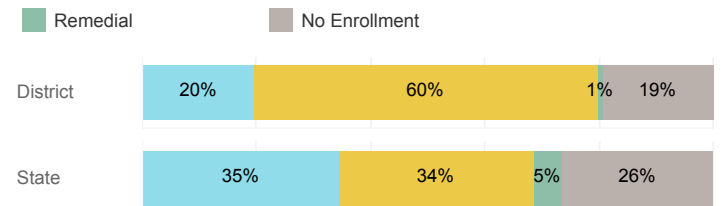
	District	State
<b>Number Enrolled Fall</b>	392	13,374
<b>Avg. Fall Semester GPA</b>	2.98	2.71
<b>% Pell Eligible</b>	29.3%	32.0%
<b>% Returned Spring Semester</b>	82.7%	79.8%
<b>% with 30 Credits 1st Year</b>	41.1%	27.6%
<b>Avg. ACT Composite Score</b>	24	22
<b>Took ACT Test</b>	391	13,255
<b>% ACT College Math Ready (<math>\geq 22</math>)</b>	67.3%	47.0%
<b>% ACT College English Ready (<math>\geq 18</math>)</b>	85.4%	75.0%

## College Performance Measures for USHE Students

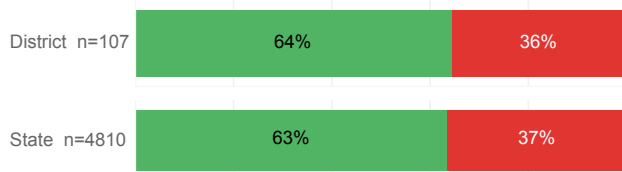
### Students Taking Math by Highest Level Attempted



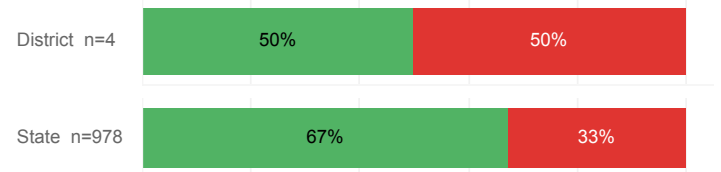
### Students Taking English by Highest Level Attempted




### % Earning C or Higher in Remedial Math ( $\leq 1010$ )



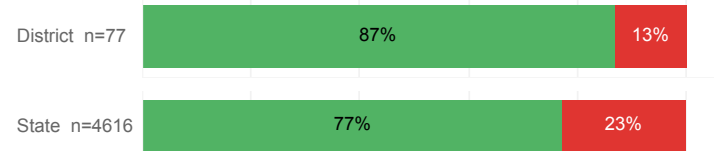
### % Earning C or Higher in Remedial English ( $< 1000$ )



### % Earning C or Higher in College Math ( $\geq 1030$ )



### % Earning C or Higher in College English ( $\geq 1010$ )



For additional information regarding this report, its source data, and the reported measures, please consult the accompanying data definitions.

Prepared by Utah System of Higher Education  
highereducat.utah.org Published Nov. 2017.